

**CITY OF MIAMISBURG**  
**2005 Parks and Recreation Study**

**Strategic Visioning, Inc.**

2745 South Smithville Road  
Dayton, Ohio 45420  
(937) 256-8666

## **INTRODUCTION**

Strategic Visioning, Inc. is pleased to present the following report on the findings of the CITY OF MIAMISBURG 2005 PARKS AND RECREATION STUDY. This study is part of the city's efforts in developing a Parks and Recreation Strategic Master Plan.

## **SAMPLING ERROR RATE**

Three hundred (300) telephone interviews were conducted with a random sampling of registered voters living in the city of Miamisburg, Ohio. Registered voters were selected as the sampling universe to ensure that the data collected would accurately reflect the feelings of those who may be asked to vote in support of any facilities or developments that may be included in the city's Parks and Recreation Strategic Master Plan.

A gender quota was in place to control for the fact that men are less likely to answer the telephone in homes that also include a female resident. The interviews were conducted from June 23 through June 30, 2005.

A sample of three hundred has a sampling error rate within 5.8 percentage points at the 95 percent confidence interval. This means that, had every household in Miamisburg that includes at least one registered voter been contacted, there is a 95 in 100 probability that the findings would differ from those quoted here by not more than 5.8 percentage points in either direction.

It is important to remember that the quoted sampling error figures refer only to the overall sample. If subsets are considered separately (i.e., the results from men vs. those from women), the sampling error rate is higher.

In some instances, table and chart data will total over 100 percent due to rounding.

## The Miamisburg Community of Registered Voters

Miamisburg is a city with a strong base of long-term residents that has experienced fairly consistent growth. While half (51 percent) of the voters interviewed have lived in the city for more than twenty years, one voter in five (21 percent) arrived during the past five years.

The city is divided into four voting wards. The 1<sup>st</sup> Ward is the oldest area, which is reflected in the fact that sixty-three percent of 1<sup>st</sup> Ward voters has lived in the city for more than twenty years.

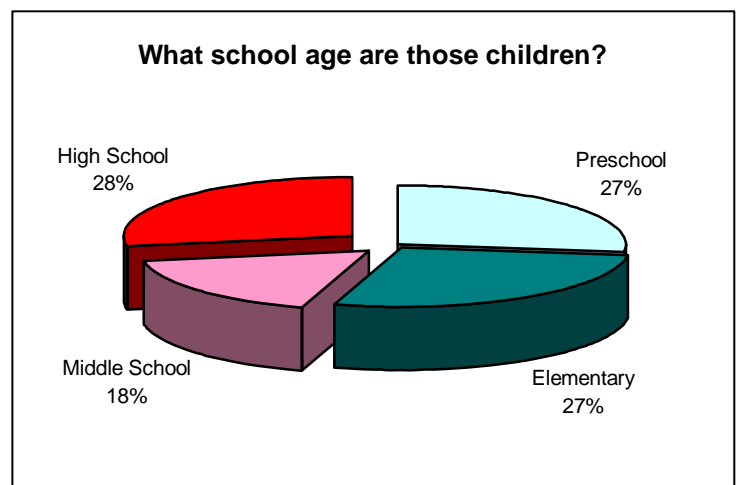
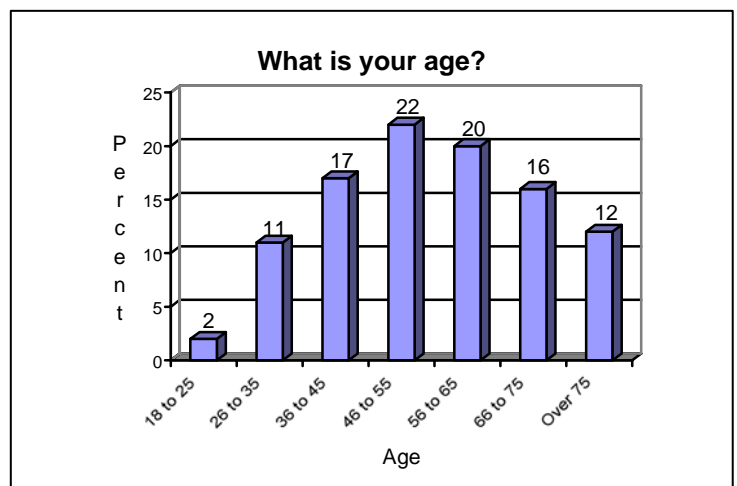
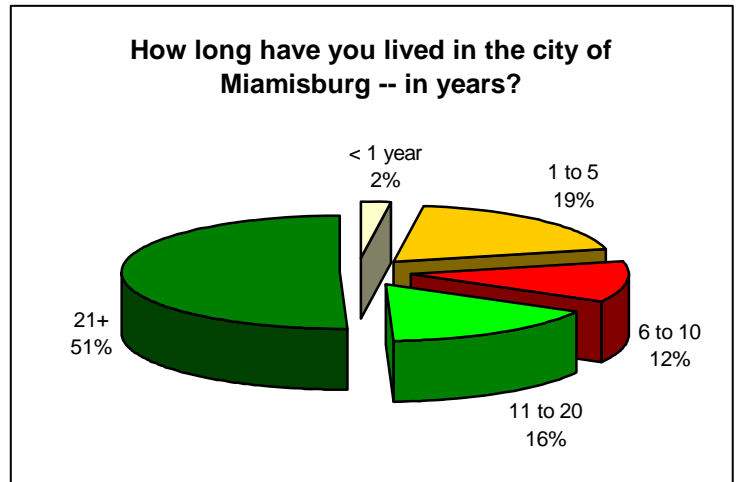
The 4<sup>th</sup> Ward is attracting new residents. 4<sup>th</sup> Ward voters are likely to have moved into Miamisburg during the past ten years (43 percent), rather than to have a history with the city longer than twenty years (39 percent).

The ages of the people polled for this study reflects a community with a strong middle-age population, as represented on the graph to the right. Twenty-two percent of the voters interviewed are between forty-six and fifty-five years of age.

One voter in three (32 percent) lives with at least one child under the age of eighteen. The great majority (97 percent) of those parents are between the ages of twenty-six and fifty-five, with the largest share (47 percent) between thirty-six and forty-five years of age.

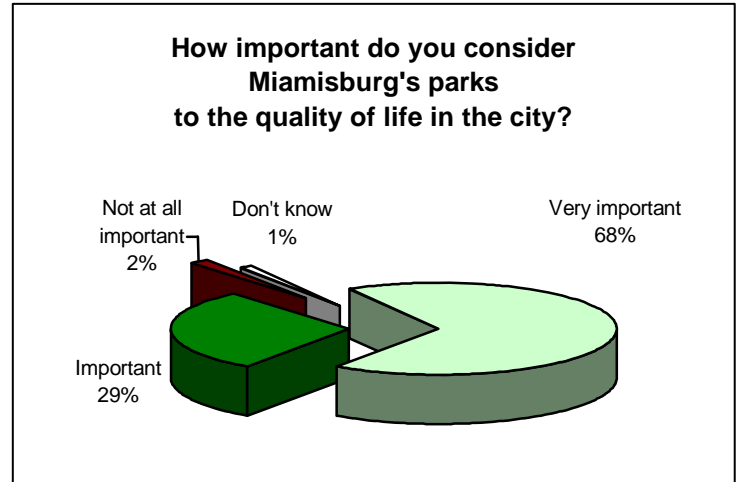
The ages of Miamisburg children are quite evenly distributed. The chart to the right shows the ages of the children grouped by school grades. Since there are fewer years of school considered “middle school age,” the smaller share of children in that age group is not surprising.

People who live in the 4<sup>th</sup> Ward are more likely to live with children (41 percent) than are those who live in the 1<sup>st</sup> (32 percent), 2<sup>nd</sup> (27 percent) or 3<sup>rd</sup> (22 percent) Wards.

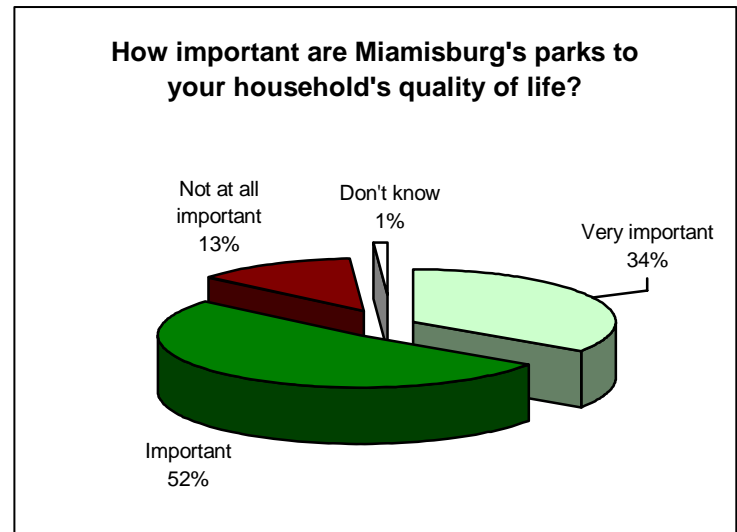


## Miamisburg Parks and the Quality of Life

Miamisburg parks are an important and valued part of the city's life. When asked about the importance of the city parks to the quality of life in Miamisburg, ninety-seven percent of the people contacted said the parks are "very important" (68 percent) or "somewhat important" (29 percent).



The question about the impact of the parks on the city's quality of life was followed by a question concerning the importance of the parks on the respondent's own household. Again, the great majority (86 percent) said the parks are important, but it is clear that the parks are valued more for their contribution to the well being of the city as a whole than to their contribution to the respondents' own families.



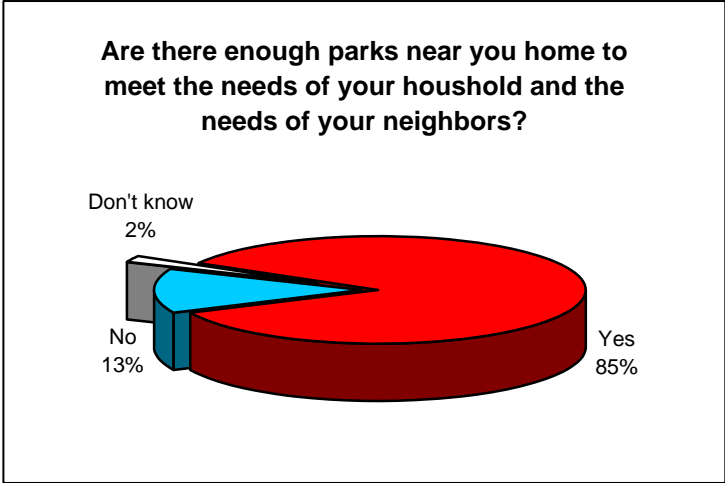
One factor that influences the impact of the parks on individual households is the age of the person interviewed. People over fifty-five are more likely to report that the parks are "not at all important" to the quality of life in their households. It is, however, important to note that nearly half (49 percent) of the people over age seventy-five consider the parks to be "very important" to the quality of life in their households.

How important are Miamisburg's parks to your household's quality of life?	AGE					
	35 and younger	36 to 45	46 to 55	56 to 65	66 to 75	Over 75
Very important	61%	43%	22%	22%	27%	49%
Somewhat important	29%	53%	69%	62%	47%	31%
Not at all important	11%	2%	9%	17%	24%	17%
Don't know	0%	2%	0%	0%	2%	3%

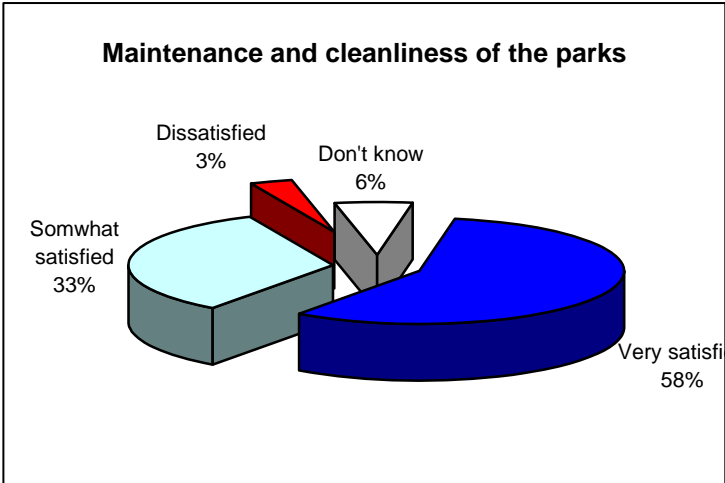
The largest share (47 percent) of people who live with children are between the ages of thirty-six and forty-five, so it is not surprising that nearly all (96 percent) of the people who live with children consider the parks to be “*very important*” (48 percent) or “*somewhat important*” (48 percent) to their households’ quality of life. Eighty-one percent of the people who do not live with children share that view.

Not only are people well satisfied with the city’s parks, they believe there are enough parks to meet the community’s needs. When asked, “*Do you feel there are enough parks near your home to meet the needs of your household and the needs of your neighbors?*” the great majority (85 percent) responded “*yes.*”


Three important measures considered by a community in evaluating its parks are the parks’ cleanliness, quality and safety. Miamisburg residents were asked to rate their satisfaction with the city’s municipal parks on those three factors. In each case, satisfaction was high.



When asked their satisfaction with the maintenance and cleanliness of Miamisburg parks, ninety percent of the respondents said they are “*very satisfied*” (58 percent) or “*somewhat satisfied*” (33 percent).



Residents also feel safe when using the parks during the day or in the evening. Eighty-eight percent of those polled said they are “*very satisfied*” (57 percent) or “*somewhat satisfied*” (31 percent) with park safety.

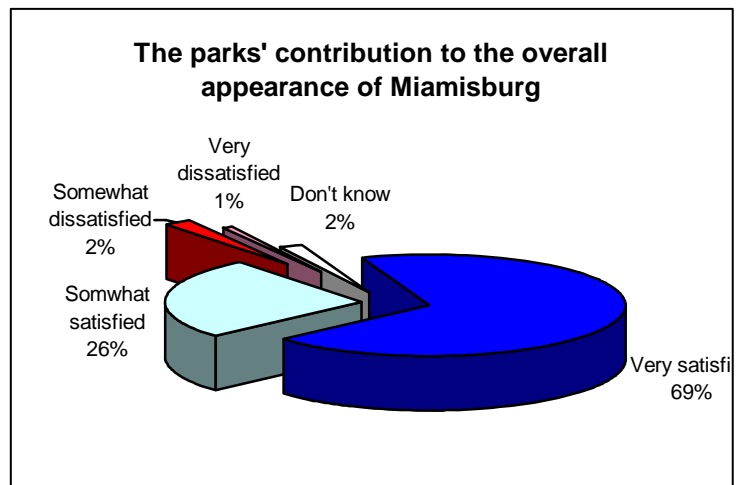


Interestingly enough, parents are more likely to feel safe in the parks than are those who do not have children in their homes.

How satisfied are you with safety while using the parks during the day and evening hours?	Are there any children under the age of eighteen living in your household?	
	Yes	No
Very satisfied/somewhat satisfied	97%	84%
Somewhat dissatisfied/very dissatisfied	2%	3%
Don't know	1%	12%

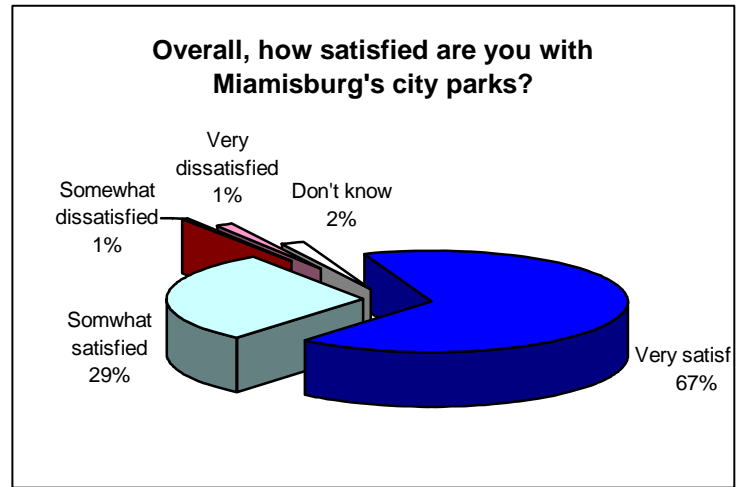
When asked about their satisfaction with the contribution the parks make to the overall appearance of the city of Miamisburg, nearly all (95 percent) respondents expressed satisfaction.

Satisfaction with the contribution of the parks remains very high across all demographic groupings.



Since most residents are satisfied with the parks' cleanliness, safety and contribution to the city's overall appearance, it is easy to understand why nearly all (96 percent) respondents said that overall, they are "very satisfied" (67 percent) or "somewhat satisfied" (29 percent) with the parks.

Interestingly enough, people who moved to Miamisburg during the past five years were more likely to say they are "very satisfied" with the parks than were people who are more long-term Miamisburg residents.



Overall, how satisfied are you with Miamisburg's city parks?	How long have you lived in Miamisburg?				
	Less than 1 year	1 to 5 years	6 to 10 years	11 to 20 years	Longer than 20 years
Very satisfied	71%	72%	57%	59%	69%
Somewhat satisfied	29%	21%	37%	37%	28%
Somewhat dissatisfied	0%	0%	3%	2%	0%
Very dissatisfied	0%	0%	3%	0%	2%
Don't know	0%	7%	0%	2%	1%

## Park Facilities

To determine the recreational facility needs of the Miamisburg community, respondents were read a list of nine possible facilities and asked if they feel that the facilities currently available in Miamisburg “meets the community’s needs, fall short of meeting those needs or exceed what the community needs”.

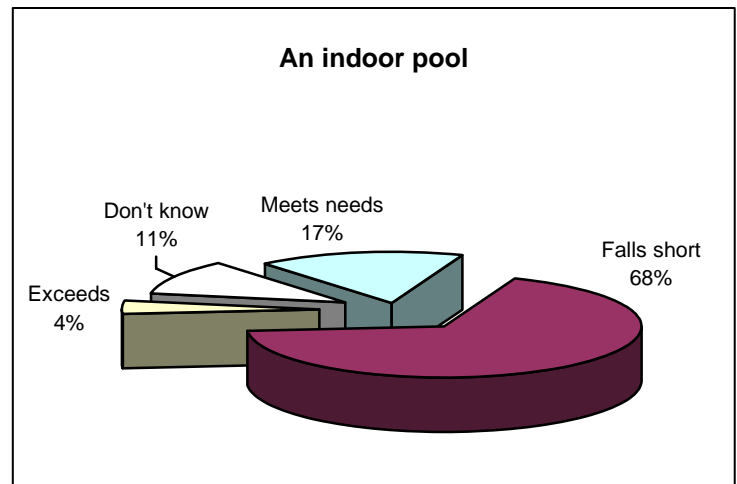
There are two areas where a majority of residents believes that Miamisburg falls short, an indoor pool and an indoor walking track.

	Meets the needs	Falls short	Exceeds	Don’t know
An indoor pool	17%	68%	4%	11%
An indoor walking track	22%	61%	1%	16%
Gymnasiums for sports and special events	40%	48%	2%	11%
Space for creative and performing arts	47%	38%	2%	14%
A dedicated youth football field	48%	33%	3%	17%
Exercise space	56%	32%	1%	11%
Space for youth ages 6 to 12 to gather after school	35%	31%	1%	33%
Walking or biking trails to provide more connections between neighborhoods, parks and businesses	64%	26%	2%	7%
Child care areas	36%	21%	1%	42%

### An indoor pool

Over the years, there has been discussion in Miamisburg about the need for an indoor pool. This is clearly reflected in the fact that sixty-eight percent of the population says that the community “falls short” of meeting their needs because there is not a municipal indoor pool.

There is a direct positive correlation between the perceptions that the community’s needs are met in spite of not having an indoor pool. The younger voters polled for this study feel that the community “falls short” by not providing an indoor pool.



Do you feel that the indoor pool available in Miamisburg meets the needs of the community, falls short of meeting those needs or exceeds what is needed?	AGE					
	35 and younger	36 to 45	46 to 55	56 to 65	66 to 75	Over 75
Meets the needs	8%	12%	15%	22%	22%	23%
Falls short of the needs	84%	84%	70%	55%	59%	54%
Exceeds what is needed	5%	0%	6%	7%	6%	0%
Don't know	3%	4%	9%	17%	12%	23%



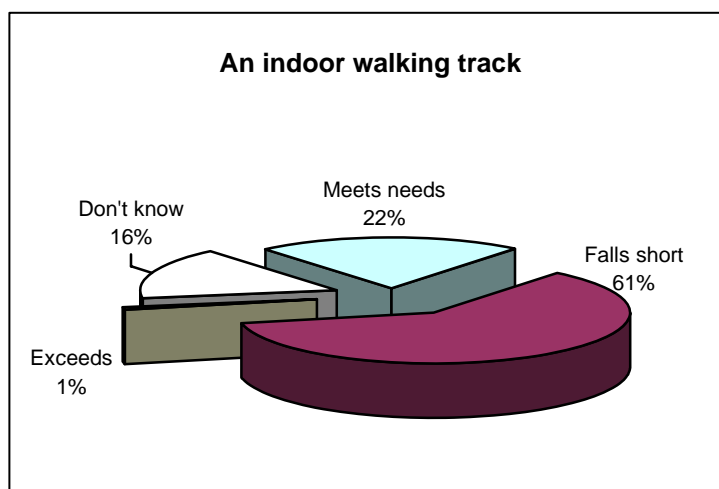
People with children are more likely to think that the community falls short by not offering an indoor community pool.

Do you feel that the indoor pool available in Miamisburg meets the needs of the community, falls short of meeting those needs or exceeds what is needed?	Are there any children under the age of eighteen living in your household?	
	Yes	No
Meets the needs	8%	21%
Falls short of the needs	88%	58%
Exceeds what is needed	1%	6%
Don't know	2%	15%

### An indoor walking track

Sixty-one percent of Miamisburg's registered voters feel that the city falls short of meeting the community's needs by not offering citizens an indoor walking track.

People under fifty-five years of age are more likely than their older neighbors to feel that the city falls short. Senior citizens over the age of seventy-five were more likely to choose the "don't know" response than to determine the community's need for an indoor track.



Do you feel that the indoor walking track available in Miamisburg meets the needs of the community, falls short of meeting those needs or exceeds what is needed?	AGE					
	35 and younger	36 to 45	46 to 55	56 to 65	66 to 75	Over 75
Meets the needs	21%	12%	24%	23%	33%	17%
Falls short of the needs	68%	78%	69%	55%	47%	40%
Exceeds what is needed	0%	0%	0%	3%	2%	0%
Don't know	11%	10%	7%	19%	18%	43%

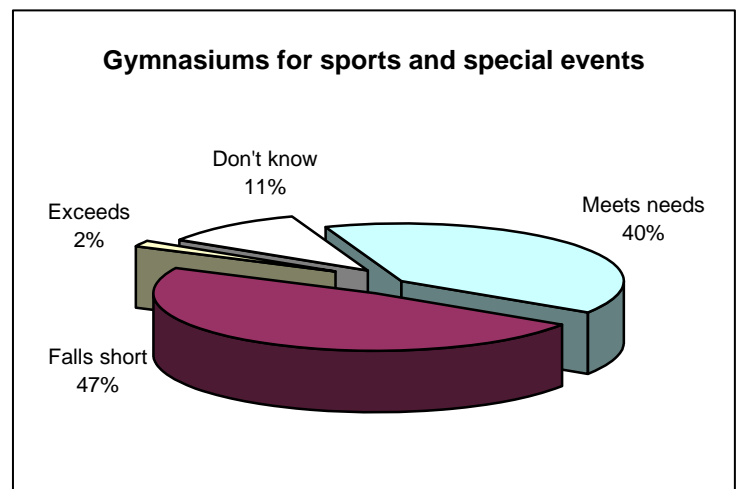
Once again, people who live with children are more likely to feel that the city falls short in this regard than do those who do not have children in the home.

Do you feel that the indoor walking track available in Miamisburg meets the needs of the community, falls short of meeting those needs or exceeds what is needed?	Are there any children under the age of eighteen living in your household?	
	Yes	No
Meets the needs	13%	26%
Falls short of the needs	82%	51%
Exceeds what is needed	0%	1%
Don't know	5%	21%

### Gymnasiums for sports and special events

Miamisburg's Parks and Recreation department is dependent on Miamisburg City Schools and local churches to use gymnasiums when needed for city programming. Although the department does not currently use these facilities, forty percent of those polled believe this arrangement "meets the needs" of the community, while forty-eight percent believes it "falls short" by not providing adequate gymnasium space.

Once again, people under fifty-five years of age are most likely to believe the city "falls short" by not providing additional gymnasiums.



Do you feel that the gymnasiums available in Miamisburg meet the needs of the community, fall short of meeting those needs or exceed what is needed?	AGE					
	35 and younger	36 to 45	46 to 55	56 to 65	66 to 75	Over 75
Meet the needs	32%	25%	30%	50%	59%	43%
Fall short of the needs	55%	71%	61%	35%	27%	34%
Exceed what is needed	0%	0%	1%	3%	4%	0%
Don't know	13%	4%	7%	12%	10%	23%

Those young voters are likely parents of children under the age of eighteen. Three-fourths of those parents believe the city “falls short” of meeting the community’s needs in this regard.

Do you feel that the gymnasiums available in Miamisburg meet the needs of the community, fall short of meeting those needs or exceed what is needed?	Are there any children under the age of eighteen living in your household?	
	Yes	No
Meet the needs	22%	48%
Fall short of the needs	75%	36%
Exceed what is needed	0%	2%
Don't know	3%	14%

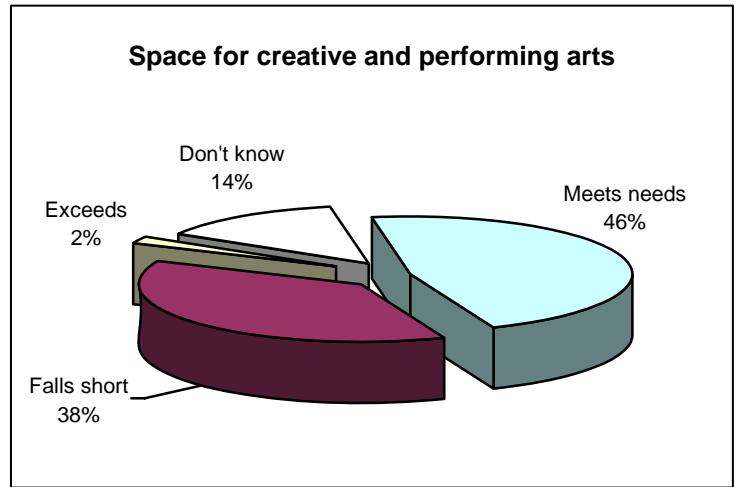
Among those parents, people who have elementary and middle school age children are more likely to feel that the city “falls short” of meeting the community’s needs.

Parents of children under the age of eighteen				
Do you feel that the gymnasiums available in Miamisburg meet the needs of the community, fall short of meeting those needs or exceed what is needed?	What age are those children?			
	Preschool	Elementary	Middle school	High school
Meet the needs	22%	16%	8%	29%
Fall short of the needs	70%	84%	92%	71%
Exceed what is needed	0%	0%	0%	0%
Don't know	8%	0%	0%	0%

Space for creative and performing arts

Thirty-eight percent of Miamisburg’s registered voters feel that the city “falls short” in providing space for creative and performing arts, but a larger share (46 percent) feels the city “meets the needs” of the community in this regard.

Only in the thirty-six to forty-five age group does the share of people who think the city falls short of meeting the needs for arts space exceed those who feel there is adequate space available.



Do you feel that the space for creative and performing arts available in Miamisburg meets the needs of the community, falls short of meeting those needs or exceeds what is needed?	AGE					
	35 and younger	36 to 45	46 to 55	56 to 65	66 to 75	Over 75
Meets the needs	47%	43%	48%	43%	49%	51%
Falls short of the needs	39%	53%	40%	38%	29%	20%
Exceeds what is needed	3%	2%	3%	2%	2%	0%
Don't know	11%	2%	9%	17%	20%	29%

Although a majority (49 percent) of the people who live with children feel that there is sufficient space for creative and performing arts, parents are more likely (43 percent) than those who do not live with children (35 percent) to feel that the city “falls short” in this regard.

Do you feel that the space for creative and performing arts available in Miamisburg meets the needs of the community, falls short of meeting those needs or exceeds what is needed?	Are there any children under the age of eighteen living in your household?	
	Yes	No
Meets the needs	49%	45%
Falls short of the needs	43%	35%
Exceeds what is needed	3%	1%
Don't know	4%	18%

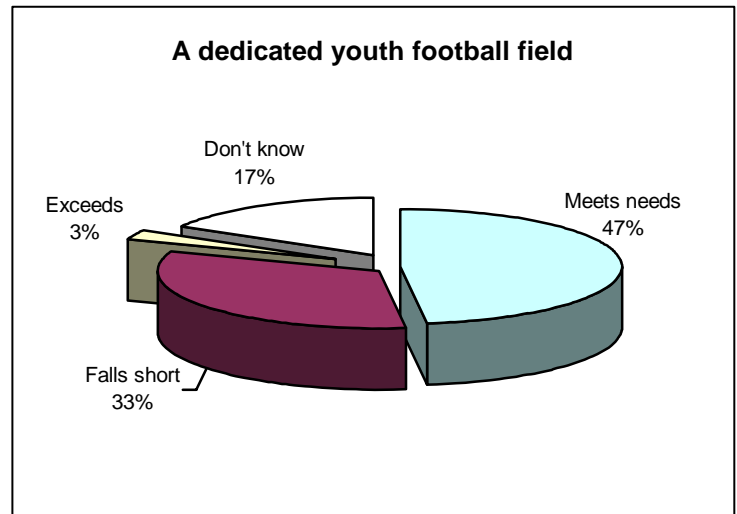
From the results of those people who live with children, it appears that the problem of finding space for creative and performing arts increases with the ages of the children.

Parents of children under the age of eighteen				
Do you feel that the space for creative and performing arts available in Miamisburg meets the needs of the community, falls short of meeting those needs or exceeds what is needed?	What age are those children?			
	Preschool	Elementary	Middle school	High school
Meets the needs	59%	50%	50%	42%
Falls short of the needs	35%	39%	42%	50%
Exceeds what is needed	0%	5%	8%	5%
Don't know	5%	5%	0%	3%

### A dedicated youth football field

There is a need for a football field dedicated to youth leagues, according to thirty-three percent of the respondents. A significantly larger share (47 percent) feels that the city meets the needs of the youth football programs.

The need for a football field is particularly clear to respondents between thirty-six and fifty-five years of age. This age group includes three-fourths (74 percent) of the parents interviewed.



Do you feel that the youth football fields available in Miamisburg meet the needs of the community, fall short of meeting those needs or exceed what is needed?	AGE					
	35 and younger	36 to 45	46 to 55	56 to 65	66 to 75	Over 75
Meet the needs	45%	41%	40%	55%	51%	60%
Fall short of the needs	37%	43%	42%	27%	27%	14%
Exceed what is needed	3%	2%	1%	3%	6%	0%
Don't know	16%	14%	16%	15%	16%	26%

Parents are far more likely to see a need for a football field dedicated to youth programs, especially the parents of middle school and high schools students.

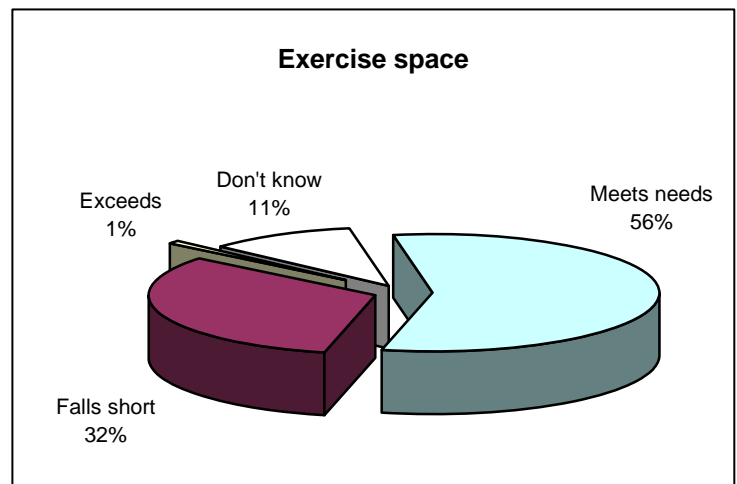
Do you feel that the youth football fields available in Miamisburg meets the needs of the community, falls short of meeting those needs or exceeds what is needed?	Are there any children under the age of eighteen living in your household?	
	Yes	No
Meets the needs	37%	53%
Falls short of the needs	46%	26%
Exceeds what is needed	2%	3%
Don't know	15%	18%

Parents of children under the age of eighteen				
Do you feel that the youth football fields available in Miamisburg meets the needs of the community, falls short of meeting those needs or exceeds what is needed?	What age are those children?			
	Preschool	Elementary	Middle school	High school
Meets the needs	38%	34%	42%	39%
Falls short of the needs	38%	47%	54%	50%
Exceeds what is needed	5%	5%	0%	3%
Don't know	19%	13%	4%	8%

Exercise space

Most (56 percent) Miamisburg residents feel that the city meets community's need for exercise space.

The majority of every age group feels that the city meets their needs for exercise space, but a significant share of people age thirty-six to fifty-five feel that the city "falls short."



Do you feel that the exercise space available in Miamisburg meets the needs of the community, falls short of meeting those needs or exceeds what is needed?	AGE					
	35 and younger	36 to 45	46 to 55	56 to 65	66 to 75	Over 75
Meets the needs	61%	49%	49%	57%	78%	46%
Falls short of the needs	34%	47%	42%	32%	10%	23%
Exceeds what is needed	0%	0%	1%	2%	0%	0%
Don't know	5%	4%	7%	10%	12%	31%

Once again, the parents of children under eighteen years of age are more likely to feel the city “falls short” (48 percent) in providing adequate exercise space than do residents who do not live with children (25 percent). Among parents, people who live with elementary and middle school age children are most likely to believe the city needs additional exercise areas.

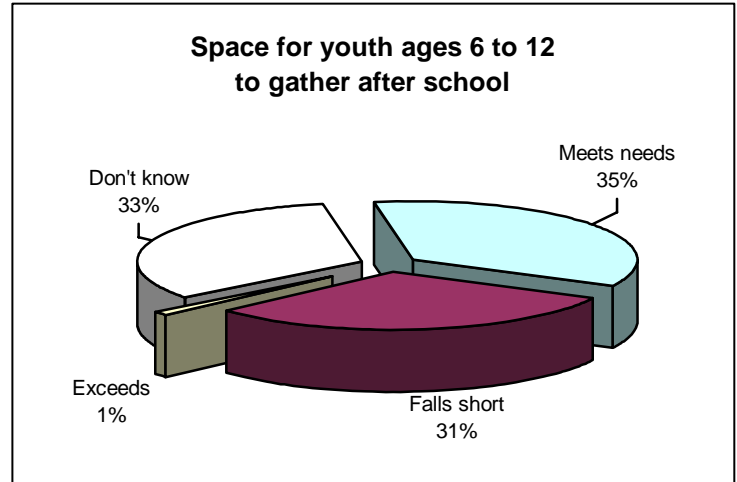
Do you feel that the exercise space available in Miamisburg meets the needs of the community, falls short of meeting those needs or exceeds what is needed?	Are there any children under the age of eighteen living in your household?	
	Yes	No
Meets the needs	48%	60%
Falls short of the needs	48%	25%
Exceeds what is needed	0%	1%
Don't know	3%	14%

Parents of children under the age of eighteen				
Do you feel that the exercise space in Miamisburg meets the needs of the community, falls short of meeting those needs or exceeds what is needed?	What age are those children?			
	Preschool	Elementary	Middle school	High school
Meets the needs	62%	37%	38%	45%
Falls short of the needs	38%	61%	58%	47%
Exceeds what is needed	0%	0%	0%	0%
Don't know	0%	3%	4%	8%

Space for youth ages 6 to 12 to gather after school

Finding space for young people to gather safely is a challenge many cities face. When Miamisburg residents were asked about the need for children aged six to twelve to gather after school, thirty-five percent felt the need was already met, while thirty-one percent believes the city’s current options “fall short.” Another third of the people polled do not know whether or not this need has been met.

Only in the case of people between the ages of thirty-six and fifty-five do the majority of participants believe the city “falls short” in offerings of after school programming.



Do you feel that the space for youth ages 6 to 12 to gather after school that is available in Miamisburg meets the needs of the community, falls short of meeting those needs or exceeds what is needed?	AGE					
	35 and younger	36 to 45	46 to 55	56 to 65	66 to 75	Over 75
Meets the needs	50%	37%	31%	33%	24%	43%
Falls short of the needs	24%	43%	39%	23%	24%	26%
Exceeds what is needed	3%	2%	0%	2%	2%	0%
Don't know	24%	18%	30%	42%	49%	31%

With these age trends, it is not surprising that parents are once again more likely to feel that the city falls short in this area. However, the largest share of parents (42 percent) feels that this need is being met by the current facilities.

Do you feel that the space for youth ages 6 to 12 to gather after school that is available in Miamisburg meets the needs of the community, falls short of meeting those needs or exceeds what is needed?	Are there any children under the age of eighteen living in your household?	
	Yes	No
Meets the needs	42%	32%
Falls short of the needs	35%	29%
Exceeds what is needed	2%	1%
Don't know	21%	38%



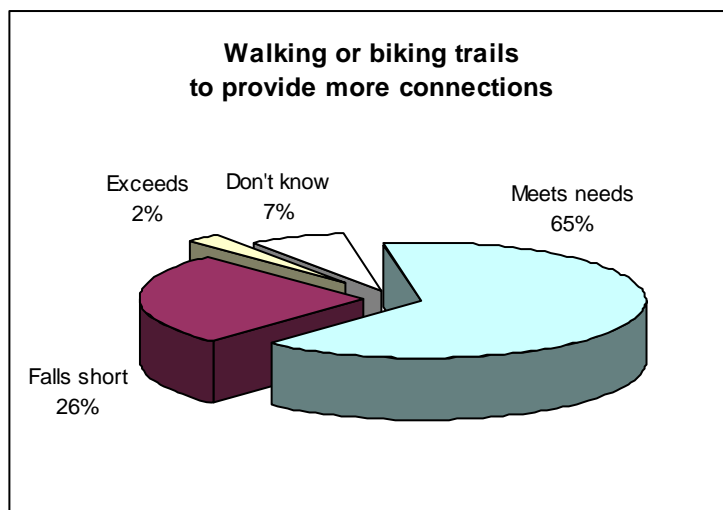
After school programs appear to be a particular concern for the parents of middle school students.

Parents of children under the age of eighteen				
Do you feel that the space for youth ages 6 to 12 to gather after school available in Miamisburg meets the needs of the community, falls short of meeting those needs or exceeds what is needed?	What age are those children?			
	Preschool	Elementary	Middle school	High school
Meets the needs	51%	45%	46%	29%
Falls short of the needs	19%	42%	46%	42%
Exceeds what is needed	5%	3%	0%	3%
Don't know	24%	11%	8%	26%

Walking or biking trails to provide more connections between neighborhoods, parks and businesses

A majority (65 percent) of the people interviewed believes that the city of Miamisburg “*meets the needs*” of the community when it comes to walking and biking trails that provide connections between neighborhoods, parks and businesses.

Interestingly enough, the length of time a person has lived in the city indicates their view of the walking and biking trails. The longer a person has lived in Miamisburg, the more likely they are to believe that the current bike trails “*fall short*” of the community’s needs, with the exception of the group of the most long-term residents. This means that one-third (33 percent) of the people who moved into the city during the past twenty years think the city’s walking and biking trails “*fall short*” of meeting the community’s needs. Only one in five (20 percent) of the more long-term residents shares that view.



Do you feel that the walking or biking trails available in Miamisburg meet the needs of the community, fall short of meeting those needs or exceed what is needed?	How long have you lived in Miamisburg?				
	Less than 1 year	1 to 5 years	6 to 10 years	11 to 20 years	Longer than 20 years
Meet the needs	71%	67%	57%	47%	70%
Fall short of the needs	14%	25%	34%	45%	20%
Exceed what is needed	0%	0%	3%	0%	4%
Don't know	14%	9%	6%	8%	6%

Residents of the 3<sup>rd</sup> and 4<sup>th</sup> Wards are more likely to feel that the city's current bike and walking trails fall short of meeting the community's needs.

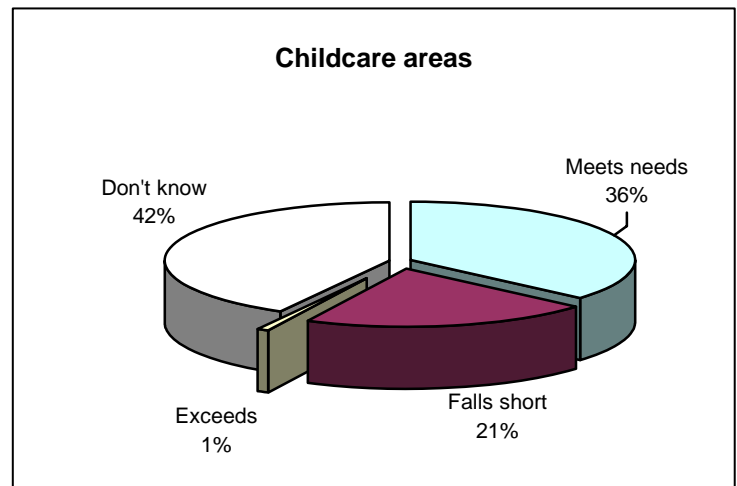
Do you feel that the walking or biking trails available in Miamisburg meet the needs of the community, fall short of meeting those needs or exceed what is needed?	Ward			
	One	Two	Three	Four
Meet the needs	75%	80%	59%	51%
Fall short of the needs	24%	13%	30%	33%
Exceed what is needed	0%	4%	0%	5%
Don't know	1%	4%	10%	11%

### Childcare areas

One Miamisburg resident in five (21 percent) feels that the city "falls short" in providing childcare areas, but twice that many (42 percent) "don't know" how to evaluate childcare in their city.

Understandably, parents are much more likely to rate the availability of childcare areas than are residents who do not live with young people. Among parents, a majority (41 percent) feels that the city "meets the needs" of the community.

Interestingly enough, parents of middle school students are most likely to feel that the city "falls short" in providing adequate childcare areas.



Do you feel that the childcare areas available in Miamisburg meet the needs of the community, fall short of meeting those needs or exceed what is needed?	Are there any children under the age of eighteen living in your household?	
	Yes	No
Meet the needs	41%	34%
Fall short of the needs	34%	15%
Exceed what is needed	1%	0%
Don't know	24%	50%

Parents of children under the age of eighteen				
Do you feel that the childcare areas available in Miamisburg meet the needs of the community, fall short of meeting those needs or exceed what is needed?	What age are those children?			
	Preschool	Elementary	Middle school	High school
Meet the needs	43%	39%	42%	37%
Fall short of the needs	30%	39%	46%	32%
Exceed what is needed	3%	3%	0%	0%
Don't know	24%	18%	13%	32%

After respondents evaluated each of the facilities, they were asked to select two as being most important to the future of Miamisburg.

It is interesting that a majority (64 percent) of the people polled believes that the current walking and biking trails meet the needs of the community and one-third (34 percent) feel that those trails are most important toward the future of Miamisburg.

Two-thirds (68 percent) of the people interviewed said that the city falls short by not providing an indoor pool, but only twenty-one percent feels that an indoor pool is the facility that will contribute most to the future of the city.

	<b>Most important</b>
Walking or biking trails to provide more connections between neighborhoods, parks and businesses	34%
Space for youth ages 6 to 12 to gather after school	34%
A dedicated youth football field	22%
An indoor pool	21%
Space for creative and performing arts	19%
Gymnasiums for sports and special events	19%
An indoor walking track	13%
Exercise space	11%
Child care areas	11%
Don't know	8%

Walking trails and after school options for elementary and middle school children are the two types of city facilities that residents believe will do most to contribute to the future of Miamisburg.

The table below shows that priorities differ for various age groups of residents. The percentage of people in each age group that name each facility as most important is accompanied by the ranking of each facility in order of importance within that age group.

It is interesting, however, that in every age group, the two facilities that rate as most important for the future of Miamisburg are the walking and biking trails and after school space for young people. It should not be surprising that parents of children under the age of eighteen have a different idea of the facilities important to the future of Miamisburg.

Which two of the facilities I just mentioned do you think are most important to the future of Miamisburg?	Total		AGE											
			Under 35		36 – 45		46 – 55		56 – 65		66 – 75		Over 75	
	%	Rank	%	Rank	%	Rank	%	Rank	%	Rank	%	Rank	%	Rank
Walking or biking trails	34%	1	29%	2	31%	2	33%	1	35%	2	35%	1	43%	1
Space for youth to gather after school	34%	2	32%	1	41%	1	28%	2	43%	1	33%	2	26%	2
A dedicated youth football field	22%	3	29%	2	25%	4	15%	6	22%	3	22%	3	20%	4
Indoor pool	21%	4	18%	4	24%	5	27%	3	15%	5	20%	4	23%	3
Space for creative/performing arts	19%	5	18%	4	16%	6	25%	4	17%	4	22%	3	11%	6
Gymnasiums for sports and special events	19%	6	21%	3	29%	3	22%	5	12%	6	14%	5	17%	5
An indoor walking track	13%	7	11%	6	14%	7	10%	8	10%	7	22%	3	11%	6
Exercise space	11%	8	16%	5	12%	8	10%	8	22%	3	2%	7	3%	8
Child care areas	11%	9	21%	3	4%	9	13%	7	8%	8	12%	6	6%	7

Parents place greater emphasis on the contribution that gymnasium space would make to the future of Miamisburg (32 percent) than do their neighbors who do not have children (14 percent). Parents are also more likely to believe that an indoor pool would enhance the city (31 percent) than those respondents who do not have children (17 percent). It is interesting to note that the perceived need for childcare areas ranks quite low among both parents (7 percent) and those residents who do not live with children (12 percent).

People who do not live with children place a greater emphasis on the need for space for creative arts (22 percent) than do parents (12 percent). There is an interesting juxtaposition when voters consider gymnasium space and space for creative and performing arts. Parents focus on the need for a gymnasium while those who do not have children focus on the need for space for creative arts. It may be that the same space could be used for both.

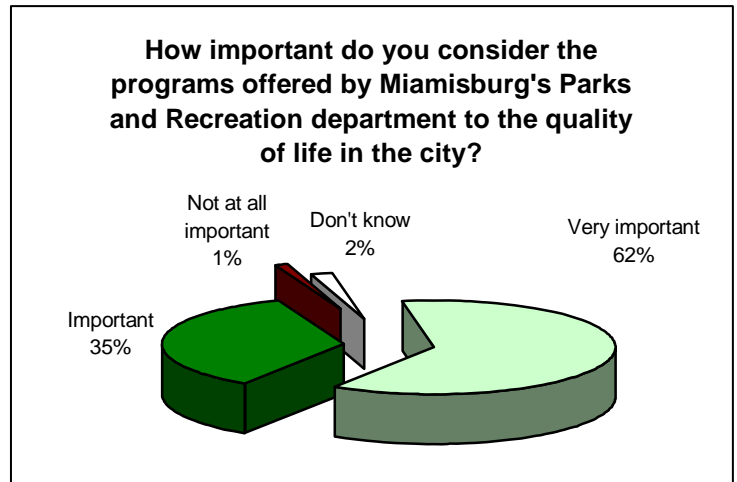
Which two of the facilities I just mentioned do you think are most important to the future of Miamisburg?	Total		Are there any children under the age of eighteen living in your household?			
			Yes		No	
	%	Rank	%	Rank	%	Rank
Walking or biking trails	34%	1	27%	4	37%	1
Space for youth to gather after school	34%	2	34%	1	35%	2
A dedicated youth football field	22%	3	24%	5	20%	4
Indoor pool	21%	4	31%	3	17%	5
Space for creative/performing arts	19%	5	12%	7	22%	3
Gymnasiums for sports and special events	19%	6	32%	2	14%	6
An indoor walking track	13%	7	11%	8	14%	7
Exercise space	11%	8	13%	6	11%	9
Child care areas	11%	9	7%	9	12%	8

There are few significant differences in the priorities set by the two genders. The major difference is that men see a much greater need for a dedicated youth football field than do women. Conversely, women place greater emphasis on gymnasium space than do men.

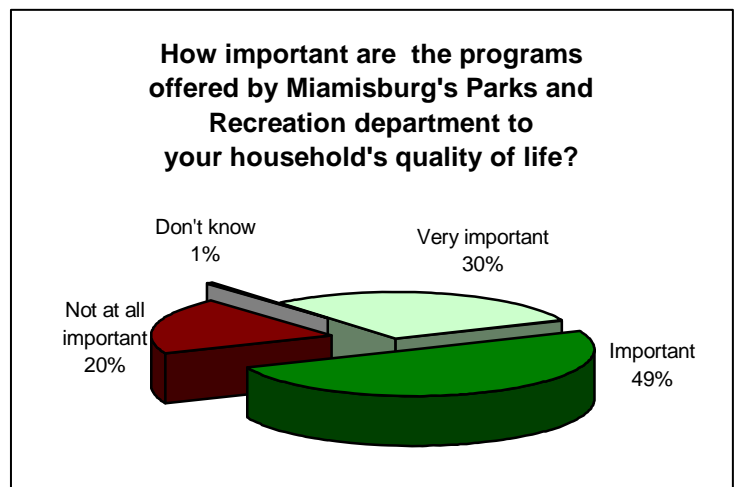
Which two of the facilities I just mentioned do you think are most important to the future of Miamisburg?	Total		Gender			
			Male		Female	
	%	Rank	%	Rank	%	Rank
Walking or biking trails	34%	1	39%	1	29%	2
Space for youth to gather after school	34%	2	28%	2	40%	1
A dedicated youth football field	22%	3	24%	3	19%	6
Indoor pool	21%	4	23%	4	20%	4
Space for creative/performing arts	19%	5	18%	5	20%	5
Gymnasiums for sports and special events	19%	6	16%	6	22%	3
An indoor walking track	13%	7	12%	7	14%	7
Exercise space	11%	8	11%	8	12%	9
Child care areas	11%	9	9%	9	13%	8

## Parks and Recreation Programming

Nearly all (97 percent) of the people interviewed consider the programs and activities offered by the Miamisburg Parks and Recreation department “*very important*” (62 percent) or “*somewhat important*” (35 percent) to the city’s quality of life.



When asked about the impact of the city’s park programming and activities on their own households, seventy-nine percent (79 percent) of the people polled said the programs are “*very important*” (30 percent) or “*somewhat important*” (49 percent).



There is a clear correlation between the age of the respondents and their notions about the impact of the programming on their families. People under forty-five are likely to consider recreational programming “*very important*” or “*somewhat important*.” Between ages forty-six and sixty-five, the programming becomes “*somewhat important*.” This likely reflects the presence of children in the home.

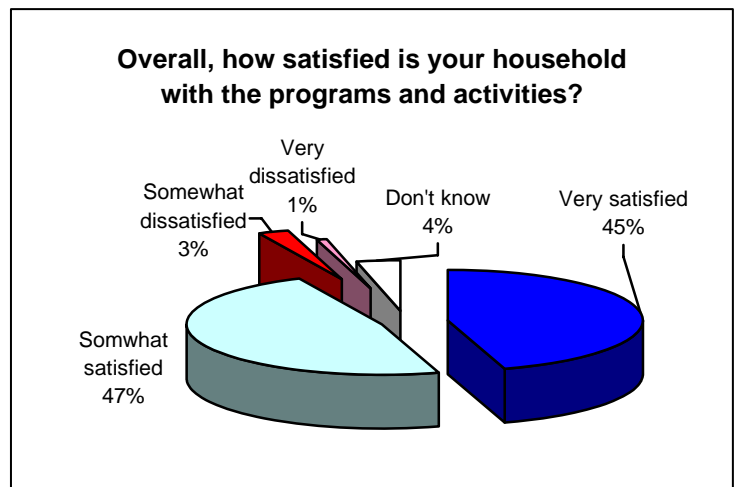
How important are Miamisburg's Parks and Recreation programs and activities to your household's quality of life?	AGE					
	35 and younger	36 to 45	46 to 55	56 to 65	66 to 75	Over 75
Very important	45%	45%	24%	20%	24%	26%
Somewhat important	45%	45%	61%	57%	49%	31%
Not at all important	11%	10%	15%	23%	24%	40%
Don't know	0%	0%	0%	0%	2%	3%

The great majority of both households that include children (90 percent) and those that do not (75 percent) report that the recreational programs and activities offered by the city of Miamisburg are important to their households' quality of life. However, children clearly influence the importance placed on the city's programming. The great majority (85 percent) of the people who said the programs and activities are "not at all important" to their household do not live with any children.

How important are Miamisburg Parks' programs and activities to your household's quality of life?	Are there any children under the age of eighteen living in your household?	
	Yes	No
Very important	44%	23%
Somewhat important	46%	52%
Not at all important	9%	24%
Don't know	0%	1%

Not only are the programs important to Miamisburg residents, respondents are satisfied with the quality of the offerings. Ninety-two percent (92 percent) of the voters polled said they are "very satisfied" (45 percent) or "satisfied" (47 percent) with the programs and activities the Parks and Recreation department produces.

Interestingly enough, while members of all age groups expressed great overall satisfaction with the programs, people over fifty-five were more likely to select the "very satisfied" response.



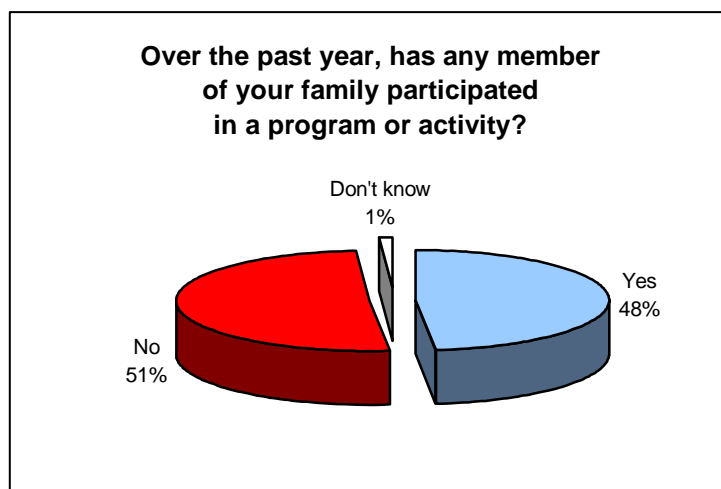
How satisfied is your household with the programs and activities offered by the Parks and Recreation department?	AGE					
	35 and younger	36 to 45	46 to 55	56 to 65	66 to 75	Over 75
Very satisfied	42%	37%	40%	57%	47%	49%
Somewhat satisfied	42%	57%	54%	40%	49%	40%
Somewhat dissatisfied	8%	6%	1%	2%	0%	0%
Very dissatisfied	3%	0%	1%	0%	0%	0%
Don't know	5%	0%	3%	2%	4%	11%

This trend is reflected in the fact that people who live with children were less likely to select the “*very satisfied*” (37 percent) response than were those who do not share their homes with young people (49 percent).

How satisfied is your household with the programs and activities offered by the Parks and Recreation department?	Are there any children under the age of eighteen living in your household?	
	Yes	No
Very satisfied	37%	49%
Somewhat satisfied	56%	44%
Somewhat dissatisfied	5%	1%
Very dissatisfied	0%	1%
Don't know	2%	4%

Nearly half (48 percent) of the survey participants reported that at least one member of their household participated in a Parks and Recreation program during the past year.

People under forty-six years of age are the most likely to report the involvement of a member of their household in a park program or activity, but even in the oldest group (those over 75) nearly half (49 percent) reported participation.



Over the past year, has any member of your household participated in a program or activity?	AGE					
	35 and younger	36 to 45	46 to 55	56 to 65	66 to 75	Over 75
Yes	61%	67%	46%	40%	33%	49%
No	39%	33%	52%	58%	65%	51%
Don't know	0%	0%	1%	2%	2%	0%

Households that include children report much greater participation in Parks and Recreation programs.

Over the past year, has any member of your household participated in a program or activity?	Are there any children under the age of eighteen living in your household?	
	Yes	No
Yes	68%	39%
No	31%	60%
Don't know	1%	1%



There is also an interesting geographic factor. People who live in the 3<sup>rd</sup> Ward are considerably less likely to have participated in a program than are residents of the other three wards.

Over the past year, has any member of your household participated in a program or activity?	Ward			
	1 <sup>st</sup>	2 <sup>nd</sup>	3 <sup>rd</sup>	4 <sup>th</sup>
Yes	47%	53%	39%	53%
No	53%	45%	61%	45%
Don't know	0%	2%	0%	2%

Three-fourths (75 percent) of the people who did not participate in any park programming said that the main reason is that they feel too old or infirmed to take part (41 percent) or that the programs did not fit into their households' schedule (34 percent). Other reasons offered by significantly fewer people include; not interested in the programs offered (7 percent), the children are too young to take part (3 percent), take part in programming at another facility (3 percent), can't afford to take part (2 percent), or don't know what programs are available (2 percent).

The two dominant reasons have complimentary emphasis across age groups. The older the respondents the more likely they are to believe they are too old to take part, while the younger people are more likely to say that the programs do not fit into their household schedules.

Asked of those who have not participated in a Parks and Recreation department program						
What is the main reason you have not participated in any of the Parks and Recreation programs?	AGE					
	35 and younger	36 to 45	46 to 55	56 to 65	66 to 75	Over 75
Schedule conflicts	67%	59%	51%	29%	9%	6%
Too old or infirmed	0%	0%	17%	49%	78%	83%

People who live in the 3<sup>rd</sup> Ward are nearly twice as likely (64 percent) as their neighbors in other Wards (33 percent) to say that they are too old to take part in the programs.

## Park Programs and Activities

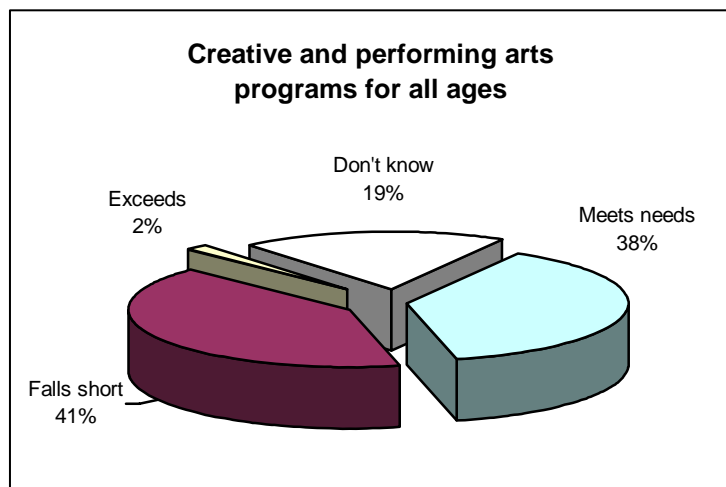
In order to determine the community's desires in regard to recreational programming, respondents were read a list of nine possible areas of programming and asked if they feel that that program currently available in Miamisburg "meets the community's needs, falls short of meeting those needs or exceeds what the community needs."

	Meets the needs	Falls short	Exceeds	Don't know
Creative and performing arts programs for all ages	38%	41%	2%	19%
Teen programs for ages 13 to 18	27%	39%	1%	33%
Environmental education programs for all ages	33%	35%	2%	29%
After school programs for children	28%	34%	1%	37%
Family programs where adults and children participate together	43%	30%	1%	26%
Programs for people with disabilities	18%	27%	1%	55%
Youth fitness programs	41%	27%	1%	31%
Life skills programs	29%	27%	0%	43%
Adult sports programs	51%	23%	2%	24%
Wellness and fitness programs for adults	60%	23%	2%	16%
Aquatic programs for all ages	65%	17%	7%	11%
Community special events	74%	15%	5%	6%
Recreation services for senior citizens	62%	12%	3%	23%
Youth sports programs	70%	8%	8%	14%

### Creative and performing arts programs for all ages

The area where most voters feel the city's programming falls short of meeting the community's needs is a creative and performing arts program for all ages.

There may be a group of participants for this type of programming. Although a share of every age group selected the "falls short" response, it is most common among voters forty-six to seventy-five years of age.




Do you feel that the creative and performing arts programming available in Miamisburg meets the needs of the community, falls short of meeting those needs or exceeds what is needed?	AGE					
	35 and younger	36 to 45	46 to 55	56 to 65	66 to 75	Over 75
Meets the needs	45%	51%	30%	33%	22%	57%
Falls short of the needs	39%	39%	48%	43%	45%	23%
Exceeds what is needed	0%	0%	3%	3%	3%	0%
Don't know	16%	10%	19%	20%	31%	20%

### Teen programs for ages 13 to 18

Thirty-nine percent of the voters believe the city of Miamisburg “falls short” in its offerings of teen programs. Another thirty-three percent is not familiar with any programming for teens.

People under fifty-five years of age are more likely to think the current programs “fall short,” while their older neighbors are likely to be unfamiliar with any teen programs currently available.



Do you feel that the teen programs available in Miamisburg meet the needs of the community, fall short of meeting those needs or exceed what is needed?	AGE					
	35 and younger	36 to 45	46 to 55	56 to 65	66 to 75	Over 75
Meet the needs	29%	24%	30%	23%	29%	31%
Fall short of the needs	42%	49%	49%	37%	22%	29%
Exceed what is needed	0%	4%	0%	2%	0%	0%
Don't know	29%	24%	21%	38%	49%	40%

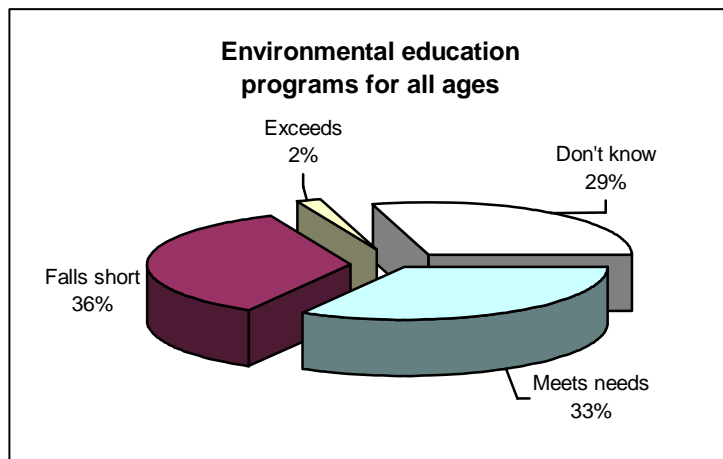
Parents are more likely to feel that the current teen programming “falls short” (47 percent) than are those who do not have children (35 percent). The parents of high school students are most likely to think there should be additional programming.

Parents of children under the age of eighteen				
Do you feel that the teen programs available in Miamisburg meet the needs of the community, fall short of meeting those needs or exceed what is needed?	What age are those children?			
	Preschool	Elementary	Middle school	High school
Meet the needs	30%	26%	38%	18%
Fall short of the needs	38%	55%	50%	61%
Exceed what is needed	3%	3%	4%	5%
Don't know	30%	16%	8%	16%

### Environmental education programs for all ages

When asked to evaluate the environmental education programs offered by the Parks and Recreation department, responses were diverse. One-third (33 percent) of the respondents feels the programs currently offered “*meet the needs*” of the community, a second third (36 percent) feels the programming “*falls short*” and the final third (29 percent) “*don't know*” about the environmental programming offered in their city.

People under fifty-five are far more likely than their older neighbors to feel that the current environmental education programs “*fall short*” of meeting the city’s needs.



Do you feel that the environmental education programs available in Miamisburg meet the needs of the community, fall short of meeting those needs or exceed what is needed?	AGE					
	35 and younger	36 to 45	46 to 55	56 to 65	66 to 75	Over 75
Meet the needs	24%	33%	28%	40%	37%	37%
Fall short of the needs	58%	41%	42%	25%	24%	23%
Exceed what is needed	0%	0%	4%	3%	2%	0%
Don't know	18%	25%	25%	32%	37%	40%

Two parents in five (44 percent) think the environmental programming “*falls short*,” while only thirty-one percent of those who do not live with children share that opinion. Parents of preschool age children are the least concerned with this issue.

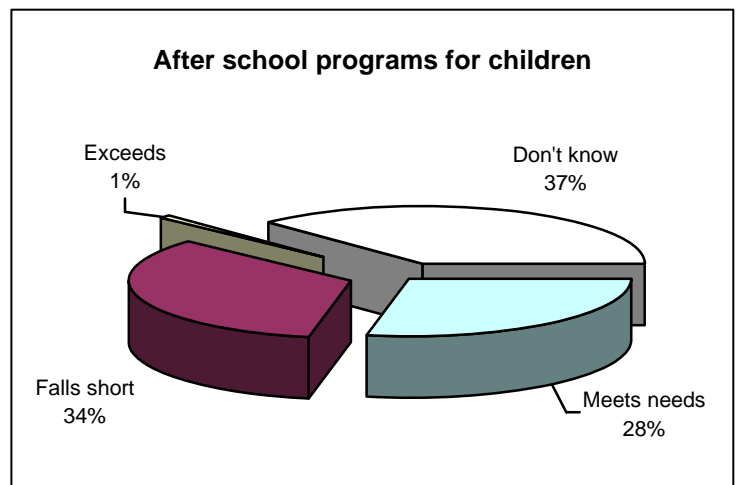
Do you feel that the environmental education programs available in Miamisburg meet the needs of the community, fall short of meeting those needs or exceed what is needed?	Are there any children under the age of eighteen living in your household?	
	Yes	No
Meet the needs	31%	35%
Fall short of the needs	44%	31%
Exceed what is needed	1%	2%
Don't know	24%	32%

Parents of children under the age of eighteen				
Do you feel that the environmental education programs available in Miamisburg meet the needs of the community, fall short of meeting those needs or exceed what is needed?	What age are those children?			
	Preschool	Elementary	Middle school	High school
Meet the needs	38%	37%	21%	24%
Fall short of the needs	38%	47%	50%	45%
Exceed what is needed	0%	3%	4%	0%
Don't know	24%	13%	25%	32%

After school programs for children

Miamisburg residents are divided on the degree to which after school programs available in their city meet the needs of the city's families. Twenty-eight percent of the respondents feel this need is met, while thirty-four percent think the programming "falls short" of providing for the city's children. More than one in three (37 percent) residents did not know if these needs are met or not.

Over half (52 percent) of the people between forty-six and fifty-five years of age think there is a shortage of after school programs. On the other hand, after school programs are relatively unknown to people over sixty-five years of age.



Do you feel that the after school programs available in Miamisburg meet the needs of the community, fall short of meeting those needs or exceed what is needed?	AGE					
	35 and younger	36 to 45	46 to 55	56 to 65	66 to 75	Over 75
Meet the needs	39%	31%	22%	35%	14%	29%
Fall short of the needs	32%	37%	52%	25%	29%	20%
Exceed what is needed	3%	0%	0%	2%	0%	0%
Don't know	26%	31%	25%	38%	57%	52%

Interestingly enough, the share of parents (38 percent) and "non-parents" (32 percent) who feel the city "falls short" in providing after school care are quite similar.

Do you feel that the after school programs available in Miamisburg meet the needs of the community, fall short of meeting those needs or exceed what is needed?	Are there any children under the age of eighteen living in your household?	
	Yes	No
Meet the needs	33%	26%
Fall short of the needs	38%	32%
Exceed what is needed	1%	0%
Don't know	28%	41%

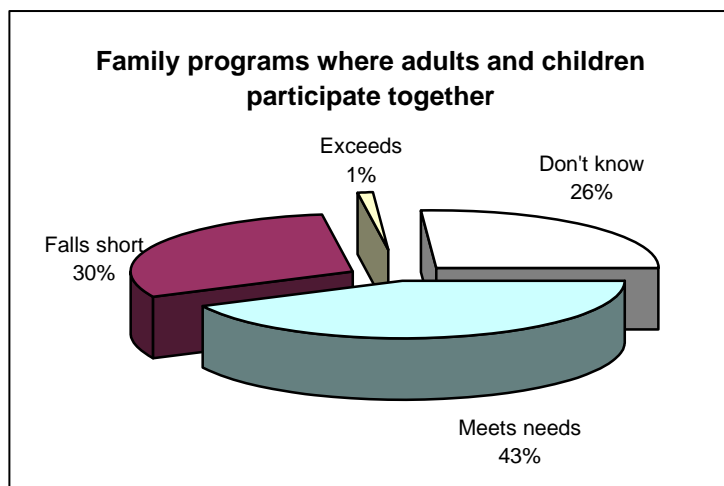
The share of parents who feel the after school programs “fall short” of meeting the community’s needs increases with the grade level of the children.

Parents of children under the age of eighteen				
Do you feel that the after school programs available in Miamisburg meet the needs of the community, fall short of meeting those needs or exceed what is needed?	What age are those children?			
	Preschool	Elementary	Middle school	High school
Meet the needs	35%	45%	25%	24%
Fall short of the needs	30%	39%	42%	47%
Exceed what is needed	3%	0%	0%	0%
Don't know	32%	16%	33%	29%

Family programs where adults and children participate together

Two-fifths (43 percent) of the people interviewed believe that Miamisburg meets the needs of its citizens by offering programs where adults and children can participate together.

People under forty-five are more likely to feel that the current family programming falls short, but only in the thirty-six to forty-five age group does the largest share feel the programming falls short.



Do you feel that the family programs available in Miamisburg meet the needs of the community, fall short of meeting those needs or exceed what is needed?	AGE					
	35 and younger	36 to 45	46 to 55	56 to 65	66 to 75	Over 75
Meet the needs	50%	37%	39%	43%	45%	46%
Fall short of the needs	42%	47%	36%	23%	16%	11%
Exceed what is needed	3%	0%	3%	0%	2%	0%
Don't know	5%	16%	22%	33%	37%	43%

The majority (51 percent) of the people who live with children feel that the current family programming “falls short,” while only twenty percent of those who do not live with children share that view.

Do you feel that the family programs available in Miamisburg meet the needs of the community, fall short of meeting those needs or exceed what is needed?	Are there any children under the age of eighteen living in your household?	
	Yes	No
Meet the needs	36%	46%
Fall short of the needs	51%	20%
Exceed what is needed	1%	1%
Don't know	13%	32%

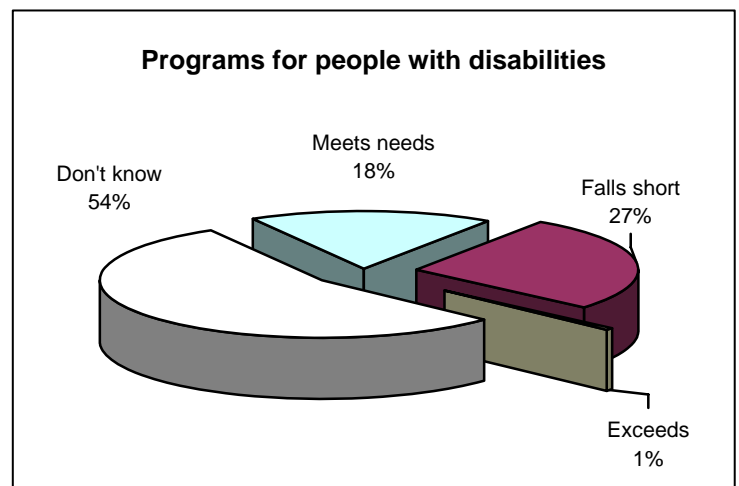
Only the parents of preschool children are more likely to feel that family programming needs are met (49 percent), rather than falling short (41 percent).

Parents of children under the age of eighteen				
Do you feel that the family programs available in Miamisburg meet the needs of the community, fall short of meeting those needs or exceed what is needed?	What age are those children?			
	Preschool	Elementary	Middle school	High school
Meet the needs	49%	39%	29%	21%
Fall short of the needs	41%	55%	50%	55%
Exceed what is needed	3%	0%	0%	0%
Don't know	8%	5%	21%	24%

#### Programs for people with disabilities

More than half (54 percent) of the residents interviewed for this study were not familiar with the programs Miamisburg provides for residents who are physically or mentally challenged. People are more likely to think that the programming “falls short” (27 percent) than to believe that the needs of the disabled are adequately met (18 percent).

There is an increase in the share of residents who feel that these programs “fall short” of meeting the community’s need through the fifty-six to sixty-five age group.



Do you feel that the programs for people with disabilities available in Miamisburg meet the needs of the community, fall short of meeting those needs or exceed what is needed?	AGE					
	35 and younger	36 to 45	46 to 55	56 to 65	66 to 75	Over 75
Meet the needs	26%	8%	12%	17%	18%	34%
Fall short of the needs	24%	29%	31%	33%	22%	14%
Exceed what is needed	3%	0%	0%	0%	2%	0%
Don't know	47%	63%	57%	50%	57%	51%

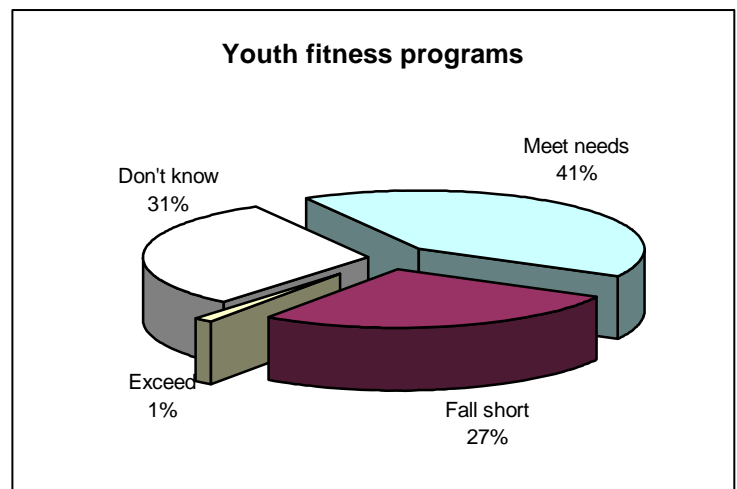
People who live in the 1<sup>st</sup> Ward are more likely than their neighbors in other sections of Miamisburg to feel that the programming for people with disabilities falls short (35 percent).

Do you feel that the programs for people with disabilities available in Miamisburg meet the needs of the community, fall short of meeting those needs or exceed what is needed?	Ward			
	1 <sup>st</sup>	2 <sup>nd</sup>	3 <sup>rd</sup>	4 <sup>th</sup>
Meet the needs	20%	16%	19%	16%
Fall short of the needs	35%	22%	29%	23%
Exceed what is needed	1%	2%	0%	0%
Don't know	44%	60%	52%	61%

Youth fitness programs

Larger shares of Miamisburg residents feel that the youth fitness programs offered by the Parks and Recreation department “meets the needs” of the community (41 percent) while only twenty-seven percent feels the programs “fall short.”

Once again, the respondents’ ages influence response. People under fifty-five are more likely than their older neighbors to think the youth fitness programming “falls short.”



Do you feel that the youth fitness programs available in Miamisburg meet the needs of the community, fall short of meeting those needs or exceed what is needed?	AGE					
	35 and younger	36 to 45	46 to 55	56 to 65	66 to 75	Over 75
Meet the needs	42%	45%	42%	43%	31%	43%
Fall short of the needs	39%	33%	31%	25%	14%	17%
Exceed what is needed	0%	0%	3%	2%	2%	0%
Don't know	18%	22%	24%	30%	53%	40%

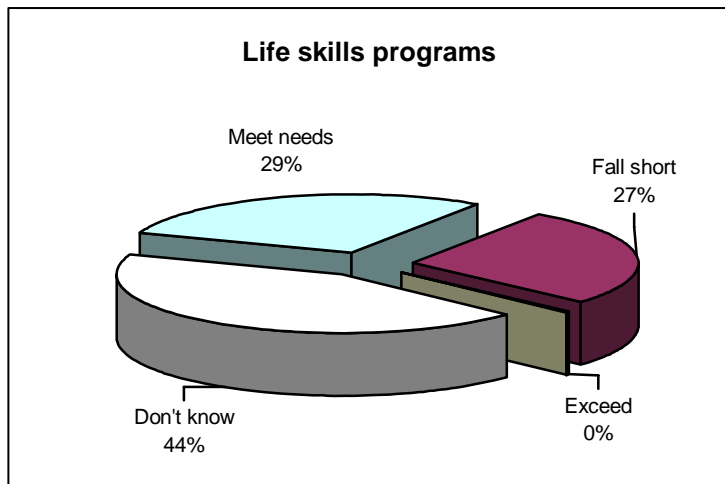


Life skills programs

Many more respondents “don’t know” about the life skill programs offered to Miamisburg residents (44 percent) than believe that the programs offered “meet the needs” of the community (29 percent) or “fall short” (27 percent).

Parents are more likely to feel that the life skills programs “fall short” (39 percent) than are residents who do not live with children (21 percent).

Parents of elementary and middle school children are particularly likely to feel this type of programming “falls short” of meeting the community’s needs.



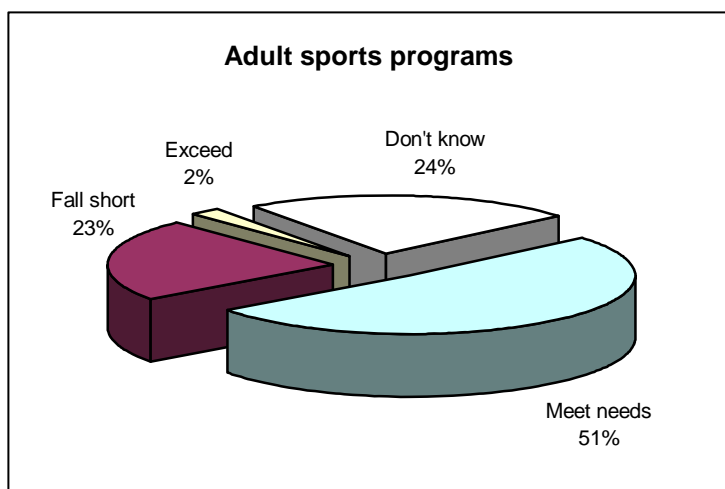
Parents of children under the age of eighteen				
Do you feel that the life skills programs available in Miamisburg meet the needs of the community, fall short of meeting those needs or exceed what is needed?	What age are those children?			
	Preschool	Elementary	Middle school	High school
Meet the needs	30%	24%	33%	24%
Fall short of the needs	38%	45%	42%	34%
Exceed what is needed	0%	0%	0%	0%
Don't know	32%	31%	25%	42%

Adult sports programs

Most (51 percent) Miamisburg residents feel that the city’s Parks and Recreation offerings in the “adult sports” area meet the needs of the community.

The same share of men (23 percent) and women (23 percent) feels that the city’s adult sports programming “falls short” of meeting the community’s needs.

The strongest influence on perception is age. People under the age of thirty-five are more than twice as likely to feel that adult sports programs “fall short” (50 percent) as do their older neighbors (19 percent).



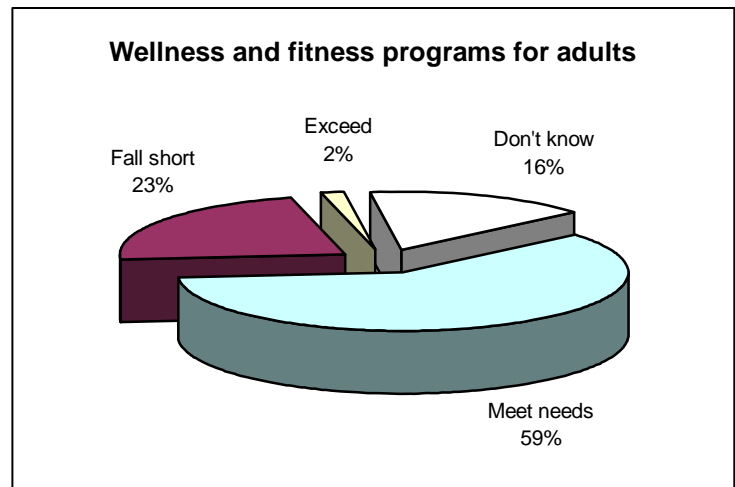
Do you feel that the adult sports programs available in Miamisburg meet the needs of the community, fall short of meeting those needs or exceed what is needed?	AGE					
	35 and younger	36 to 45	46 to 55	56 to 65	66 to 75	Over 75
Meet the needs	42%	37%	51%	60%	57%	57%
Fall short of the needs	50%	25%	27%	20%	10%	6%
Exceed what is needed	0%	4%	4%	0%	2%	0%
Don't know	8%	33%	18%	20%	31%	37%

Parents are more than twice likely to feel that the adult sports programming “falls short” (36 percent) of meeting their needs, as do those who do not live with children (17 percent).

### Wellness and fitness programs for adults

A majority (59 percent) of the people interviewed believes that Miamisburg’s adult wellness and fitness programs meet the needs of the community, while twenty-three percent believes those programs “fall short.”

About one-fourth of each age group selected the “falls short” response, except in the oldest age group, where only eleven percent said the city’s programs do not meet their needs.



Do you feel that the adult wellness and fitness programs available in Miamisburg meet the needs of the community, fall short of meeting those needs or exceed what is needed?	AGE					
	35 and younger	36 to 45	46 to 55	56 to 65	66 to 75	Over 75
Meet the needs	66%	63%	54%	63%	55%	60%
Fall short of the needs	24%	24%	27%	23%	22%	11%
Exceed what is needed	0%	2%	3%	0%	4%	0%
Don't know	11%	12%	16%	13%	18%	29%

People who live in the 1<sup>st</sup> Ward are more likely than their neighbors in other sections of the city to feel that this type of adult programming “falls short” of meeting their needs.

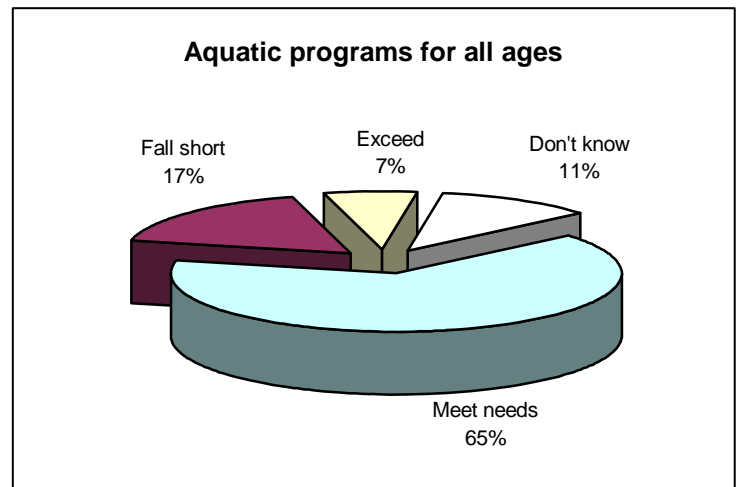
Do you feel that the adult wellness and fitness programs available in Miamisburg meet the needs of the community, fall short of meeting those needs or exceed what is needed?	Ward			
	One	Two	Three	Four
Meet the needs	51%	58%	64%	64%
Fall short of the needs	31%	18%	22%	20%
Exceed what is needed	0%	2%	3%	2%
Don't know	18%	22%	12%	14%

### Aquatic programs for all ages

Two-thirds (65 percent) of Miamisburg residents feel that the aquatic programs currently offered by the Parks and Recreation department “*meet the needs*” of the community. Only seventeen percent of the respondents feel those programs “*fall short.*”

Interestingly enough, men are more likely to say the programs “*fall short*” (21 percent) than are women (14%).

Parents of school age children are more likely (23 percent) to feel that the programs “*fall short*” than are those who do not live with children (15 percent). It may be that some of those parents are considering programs for their children, especially if those children are in high school.



Parents of children under the age of eighteen				
Do you feel that the aquatic programs for all ages available in Miamisburg meet the needs of the community, fall short of meeting those needs or exceed what is needed?	What age are those children?			
	Preschool	Elementary	Middle school	High school
Meet the needs	65%	79%	63%	53%
Fall short of the needs	19%	13%	17%	29%
Exceed what is needed	11%	8%	17%	11%
Don't know	5%	0%	4%	8%

Community special events

There are a wide variety of community wide special events sponsored by the city of Miamisburg and other organizations, and three-fourths (74 percent) of the community feels the city meets their needs in this regard.

Fifteen percent of the people polled feel the community “falls short” in providing community special events. This group is primarily between the ages of thirty-six and fifty-five, and lives with at least once child.



Do you feel that the community special events available in Miamisburg meet the needs of the community, fall short of meeting those needs or exceed what is needed?	AGE					
	35 and younger	36 to 45	46 to 55	56 to 65	66 to 75	Over 75
Meet the needs	74%	69%	61%	87%	78%	80%
Fall short of the needs	13%	22%	28%	3%	10%	6%
Exceed what is needed	5%	8%	4%	5%	8%	0%
Don't know	8%	2%	6%	5%	4%	14%

Parents are more likely to say that the city “falls short” in the community events it provides.

Do you feel that the community special events available in Miamisburg meet the needs of the community, fall short of meeting those needs or exceed what is needed?	Are there any children under the age of eighteen living in your household?	
	Yes	No
Meet the needs	71%	76%
Fall short of the needs	21%	12%
Exceed what is needed	8%	4%
Don't know	0%	9%

Within that group of parents, those who have high school students are most likely to see a need for additional community special events.

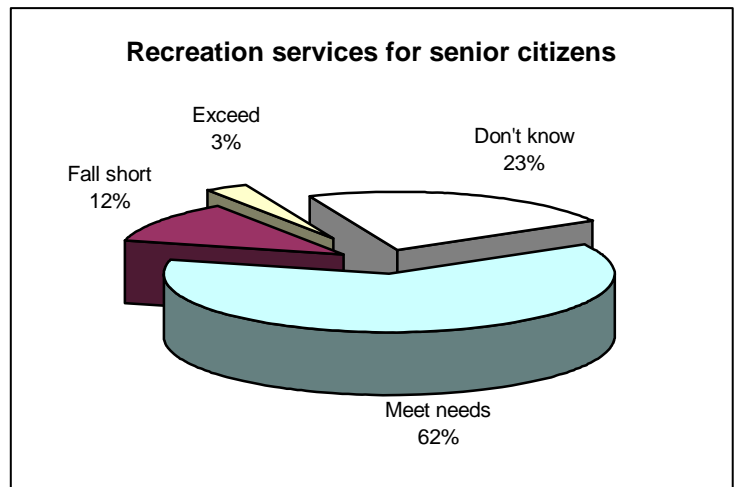
Parents of children under the age of eighteen				
Do you feel that the community special events available in Miamisburg meet the needs of the community, fall short of meeting those needs or exceed what is needed?	What age are those children?			
	Preschool	Elementary	Middle school	High school
Meet the needs	78%	74%	67%	61%
Fall short of the needs	11%	18%	21%	29%
Exceed what is needed	11%	8%	13%	11%
Don't know	0%	0%	0%	0%

Recreation services for senior citizens

The majority (62 percent) of Miamisburg voters feel that the community “meets” (62 percent) or “exceeds” (3 percent) the recreational needs of the city’s senior citizens.

The majority of both men (62 percent) and women (63 percent) feel that senior citizens’ recreational service needs are met.

There is little difference in the share of people under the age of fifty-five (11 percent) and over that age (13 percent) who feel that the programs “fall short” of meeting the community’s needs. In fact, people over fifty-five are particularly likely to feel that their recreational needs are met.



Do you feel that the recreation services for senior citizens available in Miamisburg meet the needs of the community, fall short of meeting those needs or exceed what is needed?	AGE					
	35 and younger	36 to 45	46 to 55	56 to 65	66 to 75	Over 75
Meet the needs	53%	45%	54%	72%	76%	80%
Fall short of the needs	5%	14%	12%	13%	16%	6%
Exceed what is needed	3%	2%	4%	2%	6%	0%
Don't know	39%	39%	30%	13%	2%	14%

People who live in wards one and two are more likely than their neighbors in wards three and four to feel the current services meet senior citizen’s needs

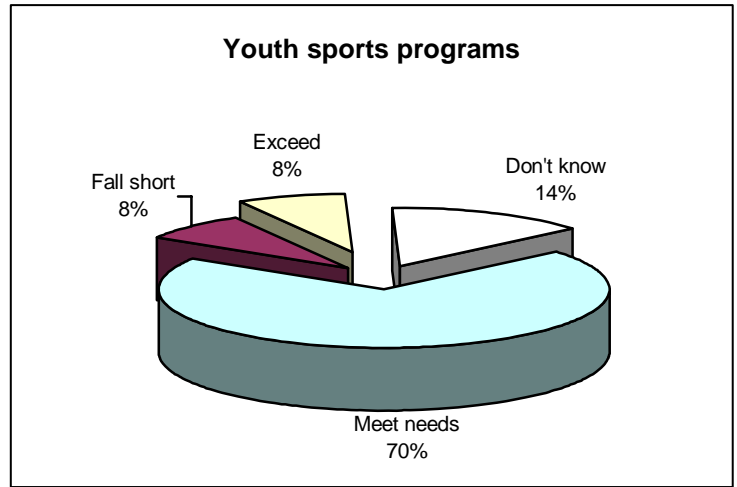
Do you feel that the recreation services for senior citizens available in Miamisburg meet the needs of the community, fall short of meeting those needs or exceed what is needed?	Ward			
	One	Two	Three	Four
Meet the needs	64%	71%	59%	58%
Fall short of the needs	13%	7%	14%	11%
Exceed what is needed	3%	4%	4%	2%
Don't know	20%	18%	22%	29%

Since Miamisburg does have the Senior Adult Center, it is not surprising that most people feel that the needs of their senior neighbors are well met.

Youth sports programs

Miamisburg residents are quite confident that their youth sports needs are fully met in their city. When asked if the youth sports programs in Miamisburg “*meet the needs of the community, fall short of meeting those needs or exceed what is needed*” the great majority said the needs are met (70 percent), and an additional eight percent said the current programs exceed the community’s needs.

Parents of school age children are even more strongly convinced that the youth sports programs are more than adequate.



Do you feel that the youth sports programs available in Miamisburg meet the needs of the community, fall short of meeting those needs or exceed what is needed?	Are there any children under the age of eighteen living in your household?	
	Yes	No
Meet the needs	74%	68%
Fall short of the needs	7%	8%
Exceed what is needed	15%	5%
Don't know	4%	19%

After respondents evaluated each program, they were asked to select two as being most important to the future of Miamisburg. Four programs were ranked particularly important: family programs (31 percent), after school programs for children (30 percent), teen programs (29 percent) and recreation services for senior citizens (26 percent).

	<b>Most important</b>
Family programs where adults and children participate together	31%
After school programs for children	30%
Teen programs for ages 13 to 18	29%
Recreation services for senior citizens	26%
Wellness and fitness programs for adults	13%
Youth sports programs	12%
Creative and performing arts programs for all ages	10%
Programs for people with disabilities	10%
Life skills programs	8%
Youth fitness programs	7%
Aquatic programs for all ages	7%
Community special events	6%
Environmental education programs for all ages	5%
Adult sports programs	3%

Thirty-one percent of the people polled feel that family programs are most important to the future of Miamisburg. Forty percent of those people feel that the current programs “*meet the needs*” of the Miamisburg community, while thirty-nine percent feel the current programs “*fall short*.”

After school programs for children are most important to the city’s future, according to thirty percent of the people interviewed, and nearly half (46 percent) of those individuals believe the current programs “*fall short*” of meeting the community’s need.

Similar results were seen among the people who feel that teen programs for ages thirteen to sixteen will impact the city’s future. Twenty-nine percent of the respondents think this is the most important area of programming, and more than half (53 percent) of those feel that current programming “*falls short*” of serving the current need.

One in four (26 percent) people believe the recreation services for senior citizens are very important to the future of Miamisburg. In this instance, the great majority (66 percent) feels that the current programming meets the city’s needs.

Age also plays a significant role in what respondents see as important. The table below shows how the various age groups ranked the importance of these programs to the future of Miamisburg.

A majority (58 percent) of the people under the age of thirty-five feel that family programs where adults and children participate together are particularly important to the city’s future. The importance of those family programs is reiterated in the fact that parents were nearly twice as likely (46 percent) as their neighbors who do not have children (24 percent) to feel that family programs are important.

Among the oldest residents (those over seventy-five years of age) recreation services for senior citizens tied (43 percent) with teen programs for age thirteen to eighteen (43 percent). The reason for the emphasis on teen programs deserves further investigation.

Which two of the programs I just mentioned do you think are most important to the future of Miamisburg?	AGE					
	35 and younger	36 to 45	46 to 55	56 to 65	66 to 75	Over 75
Family programs where adults and children participate together	58%	45%	28%	18%	24%	20%
After school programs for children	18%	33%	31%	35%	31%	29%
Teen programs for ages 13 to 18	26%	22%	31%	35%	18%	43%
Recreation services for senior citizens	8%	16%	25%	30%	33%	43%
Wellness and fitness programs for adults	5%	8%	19%	13%	18%	11%
Youth sports programs	18%	14%	13%	8%	10%	6%
Creative and performing arts programs for all ages	13%	10%	10%	10%	8%	6%
Programs for people with disabilities	11%	4%	4%	15%	14%	11%
Life skills programs	11%	8%	9%	10%	4%	6%
Aquatic programs for all ages	11%	12%	6%	3%	6%	3%
Youth fitness programs	3%	18%	3%	5%	10%	3%
Community special events	5%	2%	7%	8%	2%	9%
Environmental education programs for all ages	5%	6%	4%	3%	10%	0%
Adult sports programs	8%	4%	1%	2%	2%	3%

People who live with children strongly emphasized the importance of family programs as most important (46 percent) to the future of Miamisburg. For parents, these programs far outweigh the importance placed on any other in the list.

Residents who do not share their homes with young people emphasized after school programs for children (32 percent), recreation for senior citizens (31 percent) and teen programs for ages thirteen to eighteen (30 percent).



Which two of the programs I just mentioned do you think are most important to the future of Miamisburg?	Total		Are there any children under the age of eighteen living in your household?			
			Yes		No	
	%	Rank	%	Rank	%	Rank
Family programs where adults and children participate together	31%	1	46%	1	24%	4
After school programs for children	30%	2	27%	2	32%	1
Teen programs for ages 13 to 18	29%	3	27%	2	30%	3
Recreation services for senior citizens	26%	4	14%	4	31%	2
Wellness and fitness programs for adults	13%	5	8%	8	16%	5
Youth sports programs	12%	6	17%	3	9%	9
Creative and performing arts programs for all ages	10%	7	9%	7	10%	7
Programs for people with disabilities	10%	7	7%	9	11%	6
Life skills programs	8%	8	5%	11	9%	8
Aquatic programs for all ages	7%	9	13%	5	4%	10
Youth fitness programs	7%	9	11%	6	5%	9
Community special events	6%	10	6%	10	5%	9
Environmental education programs for all ages	5%	11	4%	12	5%	9
Adult sports programs	3%	12	3%	13	3%	11

The grade level of the children in the household is also influential. For example, parents of preschool (57 percent) and elementary school students (50 percent) overwhelmingly named family programs as most important to the future of Miamisburg. While it ranked at the top of the list for the parents of middle school (38 percent) and high school students (29 percent), the emphasis is not nearly what is seen among the parents of younger students.

Another interesting note is that the parents of elementary schools students place greater emphasis on youth fitness programs (21 percent) than did preschool (8 percent), middle school (8 percent) or high school (8 percent) students.

Parents of children under the age of eighteen										
Which two of the programs I just mentioned do you think are most important to the future of Miamisburg?	Total		What age are those children?							
			Preschool		Elementary		Middle school		High school	
	%	Rank	%	Rank	%	Rank	%	Rank	%	Rank
Family programs where adults and children participate together	46%	1	57%	1	50%	1	38%	1	29%	2
After school programs for children	28%	2	14%	5	21%	3	33%	2	42%	1
Teen programs for ages 13 to 18	28%	2	27%	2	24%	2	25%	3	26%	3
Youth sports programs	17%	3	22%	3	16%	4	13%	4	11%	5
Recreation services for senior citizens	14%	4	19%	4	16%	4	13%	4	18%	4
Aquatic programs for all ages	12%	5	8%	7	5%	7	8%	5	18%	4
Youth fitness programs	11%	6	8%	7	21%	3	8%	5	8%	6
Creative and performing arts programs for all ages	10%	7	8%	7	8%	6	13%	4	8%	6
Wellness and fitness programs for adults	9%	8	8%	7	5%	7	8%	5	11%	5
Programs for people with disabilities	7%	9	11%	6	8%	6	8%	5	8%	6
Community special events	6%	10	5%	8	3%	8	13%	4	5%	7
Life skills programs	5%	11	3%	9	11%	5	13%	4	5%	7
Environmental education programs for all ages	4%	12	3%	9	8%	6	8%	5	5%	7
Adult sports programs	3%	12	8%	7	5%	7	0%	6	3%	8

Gender indicates a few differences in the selection of programs as most important to Miamisburg's future.


Women place great importance on family programs (42 percent) while fewer than half as many men selected them (19 percent) as one of the most important to Miamisburg's future. Men placed particular and equal emphasis on after school programs for children (31 percent), teen programs for ages thirteen to eighteen (31 percent), and recreation services for senior citizens (31 percent).

## Downtown Riverfront Park

The city of Miamisburg has developed a long-range revitalization and development plan to stabilize the historic downtown area. A critical part of this plan is the Miamisburg Downtown and Riverfront Master Plan, including the downtown riverfront park. This park will create a place for people to gather downtown for shopping, dining, recreational activities and community events.

Study participants were asked if they consider the Downtown Riverfront Park project *“critical to the city’s future, important but the city will do well without it, or not important at all.”* Nearly all (91 percent) of the residents polled believe the plan is *“critical”* (40 percent) or *“important”* (51 percent) to Miamisburg’s future.

While all voters consider the Downtown Riverfront Park project important, people between the ages of forty-six and seventy-five are more likely (45 percent) than their older (37 percent) or younger (30 percent) neighbors to feel the development project is *“critical”* to the city’s future.



How important is the Downtown Riverfront Park project to the future of the city of Miamisburg?	AGE					
	35 and younger	36 to 45	46 to 55	56 to 65	66 to 75	Over 75
Critical to the city’s future	37%	25%	45%	47%	43%	37%
Important, but the city will do well without it	61%	69%	51%	40%	45%	46%
Not important at all	3%	6%	4%	13%	12%	11%
Don't know	0%	0%	0%	0%	0%	6%

Interestingly enough, people who live with children place less emphasis on this downtown project being critical to the city’s future than do those who do not include children in their households.

How important is the Downtown Riverfront Park project to the future of the city of Miamisburg?	Are there any children under the age of eighteen living in your household?	
	Yes	No
Critical to the city’s future	33%	43%
Important, but the city will do well without it	62%	46%
Not important at all	5%	10%
Don't know	0%	1%

Voters who live in the 1<sup>st</sup> and 2<sup>nd</sup> Wards will be most directly impacted by the Downtown Riverfront Park and are more likely than other residents to believe the project is critical to the city's future.

How important is the Downtown Riverfront Park project to the future of the city of Miamisburg?	Ward			
	1 <sup>st</sup>	2 <sup>nd</sup>	3 <sup>rd</sup>	4 <sup>th</sup>
Critical to the city's future	52%	47%	30%	33%
Important, but the city will do well without it	44%	40%	58%	58%
Not important at all	4%	11%	12%	8%
Don't know	0%	2%	0%	1%

## Communicating with the Community

Voters were asked how they receive most of their information about Miamisburg's Parks and Recreation department and the programs offered. Overwhelmingly, most people (73 percent) rely on the city's newsletter, *Civic Focus*. The only other media source named with any regularity is the *Miamisburg News* (20 percent).

The preference for *Civic Focus* is evident in every age group

How do you receive most of your information about the Parks and Recreation department and the programs they offer?	AGE					
	35 and younger	36 to 45	46 to 55	56 to 65	66 to 75	Over 75
<i>Civic Focus</i>	68%	82%	76%	83%	61%	54%
<i>Miamisburg News</i>	5%	10%	33%	15%	27%	26%

Women are more likely to read *Civic Focus* (76 percent) than are men (69 percent), while twenty percent of both genders read the *Miamisburg News*.

Similarly, people who live with children are more likely to rely on the city's newsletter (79 percent) than are those who do not (70 percent). Those who do not have children in their homes are more likely to read the *Miamisburg News* (23 percent) than are parents (13 percent).

## Membership in fitness clubs, gyms and recreation centers

If Miamisburg should pursue the construction of a community recreation center, there would be a user fee involved. Voters were asked if they currently are members of a fitness club, gym or recreation center to determine what share of residents currently pays to access fitness and wellness equipment and facilities. Thirty-eight percent of the people polled are currently members of a fitness club, gym or area recreation center.

There are clear links between the respondents' ages and gym membership. Half (50 percent) of the people under thirty-five years of age are club members while only seventeen percent of those over seventy-five have such a membership.

Do you or any member of your household belong to a fitness club, gym or recreation center?	AGE					
	35 and younger	36 to 45	46 to 55	56 to 65	66 to 75	Over 75
Yes	50%	43%	46%	35%	29%	17%
No	50%	57%	54%	65%	71%	83%

The responses by age are clearly reflected in that people who live with children are more likely to have a gym membership (45 percent) than are those who do not (34 percent). In fact, the younger the child the more likely the respondent is to have a link with a fitness center.

Parents of children under the age of eighteen				
Do you or any member of your household belong to a fitness club, gym or recreation center?	What age are those children?			
	Preschool	Elementary	Middle school	High school
Yes	49%	47%	38%	37%
No	51%	53%	62%	63%

## **APPENDIX A: The Questionnaire**

### MIAMISBURG PARKS AND RECREATION SURVEY

Hello, I'm \_\_\_\_\_ calling from S.V. Research on behalf of the city of Miamisburg. We are a professional research company and do not sell anything, we simply conduct surveys. Your household has been selected as part of a sample of Miamisburg residents to take part in this study about the city. All of your answers will be kept strictly confidential.

IF MALE ANSWERS, GO TO A

IF FEMALE ANSWERS THE PHONE:

In United States households that include a man and a woman, women answer the phone more than 80% of the time. We want to be sure to collect information from both men and women in Miamisburg, so it is necessary for me to ask if there is a male registered voter at home that I can interview.

1. Yes When male is on the phone, reintroduce and go to A
2. No

**ASK ALL:**

A. Are you currently registered to vote?

1. Yes [Go to Q1]
2. No
3. Refused [End]

B. Is there a registered voter in your household?

1. Yes *May I speak with that person please?* [If not home, arrange an appointment to call back]
2. No *Thank you for your time, we are only speaking with registered voters.* [End]
3. Refused [End]

---

1. How long have you lived in Miamisburg?

1. Less than one year
2. 1 to 5 years
3. 6 to 10 years
4. 11 to 20 years, or
5. Longer than 20 years?
6. Refused

2. How important do you consider Miamisburg's parks to the quality of life in the city? Would you say they are:

1. Very important
2. Somewhat important
3. Or not at all important?
4. Don't know
5. Refused

3. How important are Miamisburg's parks to your household's quality of life? Are they:

1. Very important
2. Somewhat important
3. Or not at all important?
4. Don't know
5. Refused

Please tell me if you are very satisfied, somewhat satisfied, somewhat dissatisfied or very dissatisfied with the following:

		Very Satisfied	Somewhat Satisfied	Somewhat Dissatisfied	Very Dissatisfied	Don't know	Refused
4.	Maintenance and cleanliness of the parks	1	2	3	4	5	6
5.	Safety while using the parks during the day and evening hours	1	2	3	4	5	6
6.	The parks' contribution to the overall appearance of Miamisburg	1	2	3	4	5	6
7.	Overall, how satisfied are you with Miamisburg's City Parks?	1	2	3	4	5	6

8. Do you feel there are enough parks near your home to meet the needs of your household and the needs of your neighbors?
1. Yes
  2. No
  3. Don't know/not sure
  4. Refused

I'm going to read a list of facilities. After each one, please tell me if you feel that the facilities currently available in Miamisburg meet the needs of the community, fall short of meeting those needs or exceed what is needed.

[ROTATE LIST]		Meets the needs	Falls short	Exceeds	Don't know	Refused	Most important
9.	Walking or biking trails to provide more connections between neighborhoods, parks and businesses	1	2	3	4	5	01
10.	Space for creative and performing arts	1	2	3	4	5	02
11.	An indoor pool	1	2	3	4	5	03
12.	Gymnasiums for sports and special events	1	2	3	4	5	04
13.	Exercise space	1	2	3	4	5	05
14.	Child care areas	1	2	3	4	5	06
15.	Space for youth ages 6 to 12 to gather after school	1	2	3	4	5	07
16.	An indoor walking track	1	2	3	4	5	08
17.	A dedicated youth football field	1	2	3	4	5	09

18. Which of the facilities I just mentioned do you think are most important to the future of Miamisburg?  
[Mark only two in last column above]

On another topic...

19. How important do you consider the programs and activities offered by the Miamisburg Parks and Recreation department to the quality of life in the city? Would you say they are:
1. Very important
  2. Somewhat important
  3. Or not at all important?
  4. Don't know
  5. Refused



20. How important are the programs and activities to your household's quality of life? Are they:
1. Very important
  2. Somewhat important
  3. Or not at all important?
  4. Don't know
  5. Refused
21. Overall, how satisfied is your household with the programs and activities offered by Miamisburg's Parks and Recreation department? Are you:
1. Very satisfied
  2. Somewhat satisfied
  3. Somewhat dissatisfied
  4. Or very dissatisfied?
  5. Don't know
  6. Refused
22. Over the past 12 months, have you or any member of your family participated in any Miamisburg Parks and Recreation programs?
1. Yes [Skip to Q24.]
  2. No
  3. Don't know [Skip to Q24.]
  4. Refused [Skip to Q24.]
23. What is the main reason no member of your family has participated in any of the Parks and Recreation department programs?
01. Scheduling conflicts/did not work into my schedule
  02. Too old/infirm
  98. Don't know/can't think of anything
  99. Refused

I'm going to read a list of recreational programs. After each one, please tell me if you feel that the programs currently available in Miamisburg meet the needs of the community, fall short of meeting those needs or exceed what is needed.

[ROTATE LIST]		Meets the needs	Falls short	Exceeds	DON'T KNOW	REFUSED	Most important
24.	Recreation services for senior citizens	1	2	3	4	5	01
25.	Programs for people with disabilities	1	2	3	4	5	02
26.	After school programs for children	1	2	3	4	5	03
27.	Teen programs for ages 13 to 18	1	2	3	4	5	04
28.	Adult sports programs	1	2	3	4	5	05
29.	Youth sports programs	1	2	3	4	5	06
30.	Youth fitness programs	1	2	3	4	5	07
31.	Environmental education programs for all ages	1	2	3	4	5	08
32.	Creative and performing arts programs for all ages	1	2	3	4	5	09
33.	Wellness and fitness programs for adults	1	2	3	4	5	10
34.	Aquatic programs for all ages	1	2	3	4	5	11
35.	Community special events	1	2	3	4	5	12
36.	Family programs where adults and children participate together	1	2	3	4	5	13
37.	Life skills programs	1	2	3	4	5	14

38. Which two of the programs I just mentioned do you think are most important to the future of Miamisburg?  
[Mark only two in last column above]
39. An important part of the city's plan to strengthen downtown Miamisburg is the plan for the Downtown Riverfront Park. The park will create a place for people to gather downtown for shopping, dining, recreational activities and community events. How important is the Downtown Riverfront Park project to the future of the city of Miamisburg? Do you think it is:
1. Critical to the city's future
  2. Important, but the city will do well without it
  3. Or not important at all?
  4. Don't know
  5. Refused
40. How do you receive most of your information about the Parks and Recreation department and the programs they offer?  
[Mark all that apply]
01. City newsletter – *Civic Focus* – and mailings from the city
  02. *The Center Post* – Lists senior citizen programs
  03. *Knapsack/Backpack* – flyers distributed through the schools
  04. Marquees at Sycamore Trails, in library park
  05. *Dayton Daily News*
  06. *Miamisburg News*
  07. Network TV news
  08. Local radio: Station:
  09. Word-of-mouth: family, friends and students
  10. City employees, including parks & Rec. employees
  11. Direct mail from the Parks and Rec.
  12. Internet/Web site
  13. Cable television/public access channels
  - XX. Other \_\_\_\_\_
97. Receive no information
  98. Don't know
  99. Refused

I have just a few final questions to help classify this interview...

41. Do you, or any member of your household, belong to a fitness club, gym or recreation center?
1. Yes
  2. No
  3. Don't know/refused
42. Into which of the following groups does your age fall?
1. 18 to 25
  2. 26 to 35
  3. 36 to 45
  4. 46 to 55
  5. 56 to 65
  6. 66 to 75
  7. Over 75
  8. Refused
43. Are there any children under the age of 18 living in your household?
1. Yes
  2. No [Skip to the end]
  3. Refused [Skip to the end]

44. Are the children in your household: [Mark all that apply]
1. Preschool age
  2. Elementary school age
  3. Middle school age
  4. Or high school age?
  5. Refused

Thank you very much for your time.

45. Gender
1. Male
  2. Female

**IF RESPONDENT ASKS ABOUT SEEING THE RESULTS:** The survey results will be available in the Parks and Recreation offices and on city Web site after completion of the study.

**APPENDIX B: Frequencies and Percentages**

**MIAMISBURG PARKS AND RECREATION SURVEY  
Preliminary Findings**

1. How long have you lived in Miamisburg?
  - 2% Less than one year
  - 19% 1 to 5 years
  - 12% 6 to 10 years
  - 16% 11 to 20 years, or
  - 51% Longer than 20 years?
  
2. How important do you consider Miamisburg's parks to the quality of life in the city? Would you say they are:
  - 68% Very important
  - 29% Somewhat important
  - 2% Or not at all important?
  - 1% Don't know
  
3. How important are Miamisburg's parks to your household's quality of life? Are they:
  - 34% Very important
  - 52% Somewhat important
  - 13% Or not at all important?
  - 1% Don't know

Please tell me if you are very satisfied, somewhat satisfied, somewhat dissatisfied or very dissatisfied with the following:

		Very Satisfied	Somewhat Satisfied	Somewhat Dissatisfied	Very Dissatisfied	Don't know
4.	Maintenance and cleanliness of the parks	57%	33%	3%	1%	6%
5.	Safety while using the parks during the day and evening hours	57%	31%	1%	2%	9%
6.	The parks contribution to the overall appearance of Miamisburg	69%	26%	2%	1%	2%
7.	Overall, how satisfied are you with Miamisburg's City Parks?	67%	29%	1%	1%	2%

8. Do you feel there are enough parks near your home to meet the needs of your household and the needs of your neighbors?
  - 85% Yes
  - 13% No
  - 2% Don't know/not sure

I'm going to read a list of facilities. After each one, please tell me if you feel that the facilities currently available in Miamisburg meet the needs of the community, fall short of meeting those needs or exceed what is needed.

[ROTATE LIST]		Meets the needs	Falls short	Exceeds	Don't know	Most important
9.	Walking or biking trails to provide more connections between neighborhoods, parks and businesses.	64%	26%	2%	7%	34%
10.	Space for creative and performing arts	47%	38%	2%	14%	19%
11.	An indoor pool	17%	68%	4%	11%	21%
12.	Gymnasiums for sports and special events	40%	48%	2%	11%	19%
13.	Exercise space	56%	32%	1%	11%	11%
14.	Child care areas	36%	21%	1%	42%	11%
15.	Space for youth ages 6 to 12 to gather after school	35%	31%	1%	33%	34%
16.	An indoor walking track	22%	61%	1%	16%	13%
17.	A dedicated youth football field	48%	33%	3%	17%	22%
	Don't know					85

18. Which of the facilities I just mentioned do you think are most important to the future of Miamisburg?  
[Mark only two in last column above)

On another topic...

19. How important do you consider the programs and activities offered by the Miamisburg Parks and Recreation department to the quality of life in the city? Would you say they are:

- 62% Very important
- 35% Somewhat important
- 1% Or not at all important?
- 2% Don't know

20. How important are the programs and activities to your household's quality of life? Are they:

- 30% Very important
- 50% Somewhat important
- 20% Or not at all important?
- 1% Don't know

21. Overall, how satisfied is your household with the programs and activities offered by Miamisburg's Parks and Recreation department? Are you:

- 45% Very satisfied
- 48% Somewhat satisfied
- 3% Somewhat dissatisfied
- 1% Or very dissatisfied?
- 4% Don't know

22. Over the past 12 months, have you or any member of your family participated in any Miamisburg Parks and Recreation programs?

- 48% Yes
- 51% No
- 1% Don't know

23. What is the main reason no member of your family has participated in any of the Parks and Rec. programs?  
 34% Scheduling conflicts/did not work into my schedule  
 41% Too old/infirm  
 16% Other reasons  
 9% Don't know/can't think of anything

I'm going to read a list of recreational programs. After each one, please tell me if you feel that the programs currently available in Miamisburg meet the needs of the community, fall short of meeting those needs or exceed what is needed.

[ROTATE LIST]		Meets the needs	Falls short	Exceeds	Don't know	Refused	Most important
24.	Recreation services for senior citizens	62%	12%	3%	23%	0%	26%
25.	Programs for people with disabilities	18%	27%	1%	55%	0%	10%
26.	After school programs for children	28%	34%	1%	37%	0%	30%
27.	Teen programs for ages 13 to 18	27%	39%	1%	33%	0%	29%
28.	Adult sports programs	51%	23%	2%	24%	0%	3%
29.	Youth sports programs	70%	8%	8%	14%	0%	12%
30.	Youth fitness programs	41%	27%	1%	31%	0%	7%
31.	Environmental education programs for all ages	33%	35%	2%	29%	0%	5%
32.	Creative and performing arts programs for all ages	38%	41%	2%	19%	0%	10%
33.	Wellness and fitness programs for adults	60%	23%	2%	16%	0%	13%
34.	Aquatic programs for all ages	65%	17%	7%	11%	0%	7%
35.	Community special events	74%	15%	5%	6%	0%	6%
36.	Family programs where adults and children participate together	43%	30%	1%	26%	0%	31%
37.	Life skills programs	29%	27%	0%	43%	1%	8%

38. Which two of the programs I just mentioned do you think are most important to the future of Miamisburg?  
 [Mark only two in last column above]

39. An important part of the city's plan to strengthen downtown Miamisburg is the plan for the Downtown Riverfront Park. The park will create a place for people to gather downtown for shopping, dining, recreational activities and community events. How important is the Downtown Riverfront Park project to the future of the city of Miamisburg? Do you think it is:  
 40% Critical to the city's future  
 51% Important, but the city will do well without it  
 8% Or not important at all?  
 1% Don't know

40. How do you receive most of your information about the Parks and Recreation department and the programs they offer? [Mark all that apply]

- 73% City newsletter – *Civic Focus* – and mailings from the city
- 2% *The Center Post* – Lists senior citizen programs
- 3% *Knapsack/Backpack* – flyers distributed through the schools
- 0% Marquees at Sycamore Trails, in library park
- 7% *Dayton Daily News*
- 20% *Miamisburg News*
- 3% Network TV news
- 1% Local radio:
- 9% Word-of-mouth: family, friends and students
- 3% City employees, including parks & Rec. employees
- 8% Direct mail from the Parks and Rec.
- 0% Internet/Web site
- 1% Cable television/public access channels
- 4% Other
- 2% Receive no information
- 1% Refused

I have just a few final questions to help classify this interview...

41. Do you, or any member of your household, belong to a fitness club, gym or recreation center?

- 38% Yes
- 62% No

42. Into which of the following groups does your age fall?

- 2% 18 to 25
- 11% 26 to 35
- 17% 36 to 45
- 22% 46 to 55
- 20% 56 to 65
- 16% 66 to 75
- 12% Over 75

43. Are there any children under the age of 18 living in your household?

- 32% Yes
- 68% No

44. Are the children in your household: [Mark all that apply]

- 39% Preschool age
- 40% Elementary school age
- 26% Middle school age
- 40% Or high school age?

Thank you very much for your time.

45. Gender

- 47% Male
- 53% Female